



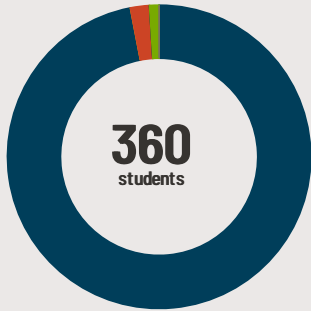
Rockridge High School

14110 134th Ave W Taylor Ridge, IL 61284 (309) 793-8020

Grades: 9 - 12
District: Rockridge CUSD 300

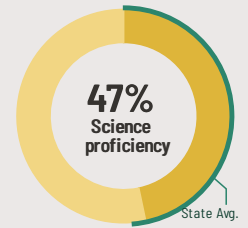
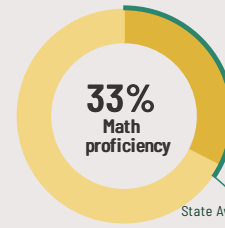
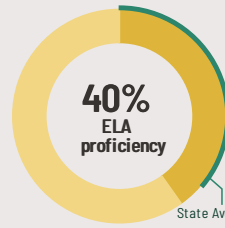
Principal: Mrs.Katherine Hasson
Superintendent: Mr.Perry Miller

Fast Facts



Student Characteristics

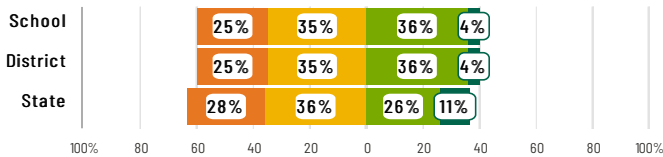
White	96%
Black	0%
Hispanic	2%
Asian	0%
American Indian	0%
Two or More Races	1%
Pacific Islander	0%
Low Income	21%
English Learners	0%
With IEPs	13%
With Disabilities	-
Homeless	1%



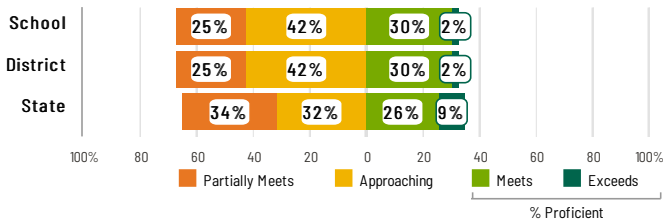
Academic Success

High school students take the SAT in English Language Arts and Math. The display shows SAT ELA & Math results in four performance levels.

English Language Arts



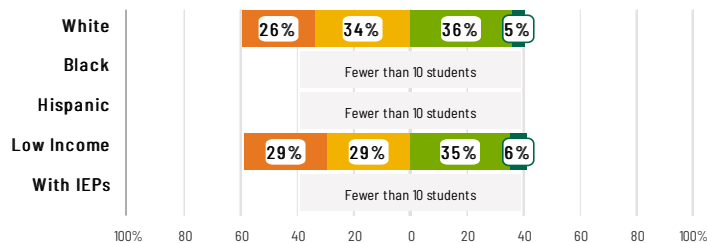
Mathematics



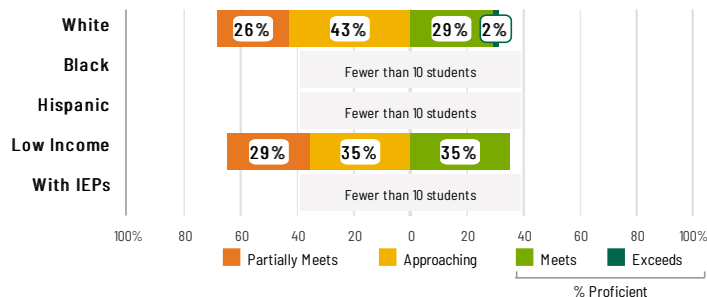
Success by Student Group

This display shows SAT ELA & Math performance levels for each student group. No data is shown for groups with fewer than 10 students.

English Language Arts



Mathematics



School Environment



The **5Essentials Survey** allows students in grades 6-12 and all teachers to share their perspectives on essential conditions for learning. The anonymous survey consists of 5 components.

- Most implementation
- More implementation
- Average implementation
- Less implementation
- Least implementation
- Not Applicable/Low Response

Response Rates

Students	100%
Teachers	50%

Average Effective Leaders

Do principals and teachers implement a shared vision for success?

Average Collaborative Teachers

Do teachers collaborate to promote professional growth?

Less Ambitious Instruction

Are classes challenging and engaging?

Average Supportive Environment

Is the school safe, demanding, and supportive?

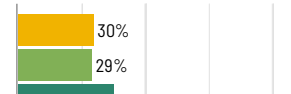
Average Involved Families

Does the entire staff build strong external relationships?

College Readiness

Early College Coursework

Students taking early college coursework in grades 10, 11, and 12



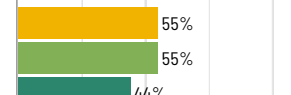
Postsecondary Enrollment

Students who enroll at colleges and universities



Community College Remediation (lower is better)

Students enrolled in Illinois community colleges who require remedial coursework



Graduation Rate

Percentage of students who graduated within 4 years



0% 25 50 75 100%
School District State



Rockridge High School

School Highlights

Academic Courses

Rockridge HS is committed to providing students with instructional programs and courses that are aligned with rigorous state and national academic standards. We eagerly accept the responsibility for achieving and sustaining excellence. We challenge students to become problem solvers, critical thinkers, and compassionate contributors to society.

Physical Education, Health and Wellness

For the first time in 2014-15, RHS is offering a Personal Conditioning & Fitness class in addition to its regular PE Curriculum. Upperclassmen may enroll in this course that focuses on personal weight training and conditioning activities. The regular PE curriculum focuses on both fitness activities as well as team & individual games/sports.

Other Programs and Activities

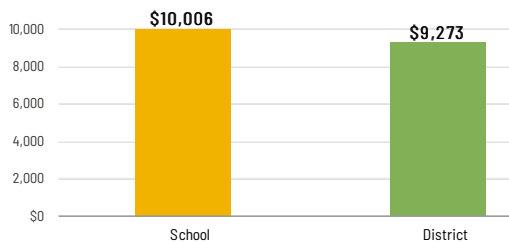
Rockridge High School offers a wide variety of non-athletic extracurricular activities as well. Our music program consistently ranks at the top of the state for schools our size. Students can also participate in many different clubs & activities.

School Awards

Rockridge HS earned a number of awards from the IHSA in 2014-15. The Music Department won the Music Sweepstakes State Championship. The Competitive Cheerleaders were State Runner-up & the Boys' Basketball Team placed third in the State Tournament. The Football team advanced to the quarterfinals & the Boys' Track Team placed 10th at the state meet.

School-Level Finance

The Every Student Succeeds Act requires LEAs to report school-level expenditure data, beginning with School Year 18-19 data. LEAs are required to report actual personnel and non-personnel expenditures of both site-specific and district centralized expenditures. Expenditures are shown at the site level and must be disaggregated by source of funds (federal vs. state/local). These data are self-reported and may differ from AFR data.



Educator Measures

This school has had **1 principal(s)** over the past 6 years. In the last three years, an average of **99% of teachers** return to this school each year.

Career Development Courses and Programs

Rockridge HS offers a wide variety of career & technical education courses in business agriculture, & industrial tech. Some courses are offered on-site and a wide variety of additional courses are available to students who attend the Area Career Center located at UTHS.

Athletics

Rockridge High School offers a total of 15 varsity sports teams that compete in the Three Rivers Athletic Conference and IHSA state-series events. We have an outstanding tradition of success in our sports programs.

School Personnel Resources

Interpreter for the Deaf, Paraprofessional, School Guidance Counselor, Special Education Teacher

Facilities

Student Attendance and Mobility

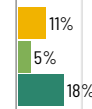
Attendance Rate

Rate at which students are present at school, not including excused or unexcused absences



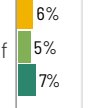
Chronic Absenteeism

Percentage of students who miss 10% or more of school days per year either with or without a valid excuse



Student Mobility

Percentage of students who transfer in or out of the school during the school year, not including graduates



Teacher Retention

Percentage of full time teachers who return to the same school year to year



0% 25 50 75 100%
School District State

FOR MORE INFORMATION

Visit IllinoisReportCard.com to see additional details about each item of information for this school. There you will find charts spanning multiple years, detailed explanations, resources, more of the school's programs and activities, and powerful tools that let you dig deeper into data.

Most of this data has been collected by ISBE from school districts through data systems. Some information, such as the School Highlights, is entered directly by principals and can be updated throughout the year.