



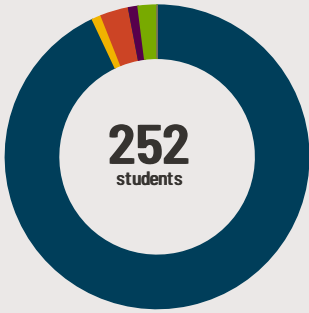
Illini Bluffs High School

9611 S Hanna City Glasford Rd Glasford, IL 61533 (309) 389-2231

Grades: 9 - 12
District: Illini Bluffs CUSD 327

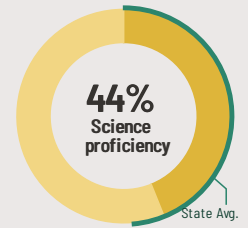
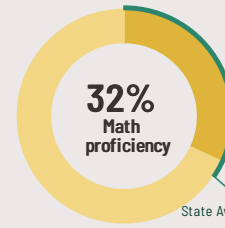
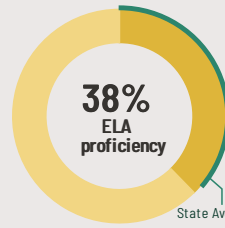
Principal: Mr.Keith Brown
Superintendent: Dr.Roger Alvey

Fast Facts



Student Characteristics

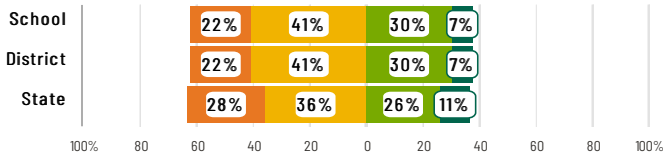
White	93%
Black	1%
Hispanic	3%
Asian	0%
American Indian	1%
Two or More Races	2%
Pacific Islander	0%
Low Income	29%
English Learners	0%
With IEPs	12%
With Disabilities	-
Homeless	1%



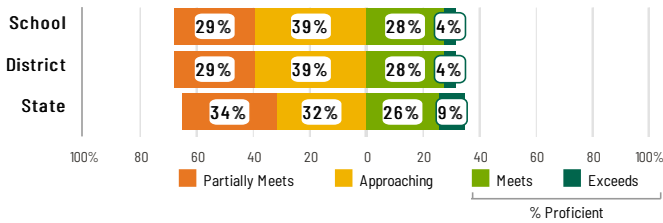
Academic Success

High school students take the SAT in English Language Arts and Math. The display shows SAT ELA & Math results in four performance levels.

English Language Arts



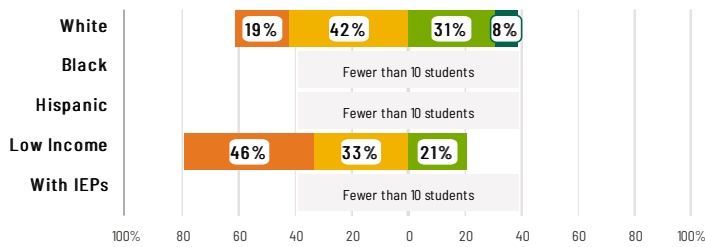
Mathematics



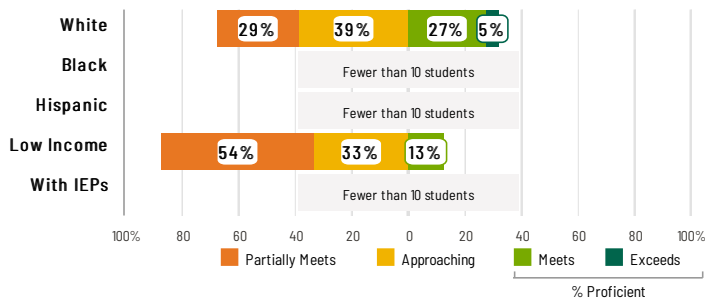
Success by Student Group

This display shows SAT ELA & Math performance levels for each student group. No data is shown for groups with fewer than 10 students.

English Language Arts



Mathematics



School Environment



The **5Essentials Survey** allows students in grades 6-12 and all teachers to share their perspectives on essential conditions for learning. The anonymous survey consists of 5 components.

- Most implementation
- More implementation
- Average implementation
- Less implementation
- Least implementation
- Not Applicable/Low Response

Response Rates

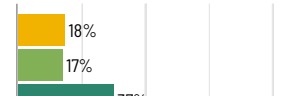
Students	79%
Teachers	89%

- Less** Effective Leaders
Do principals and teachers implement a shared vision for success?
- Less** Collaborative Teachers
Do teachers collaborate to promote professional growth?
- Average** Ambitious Instruction
Are classes challenging and engaging?
- Less** Supportive Environment
Is the school safe, demanding, and supportive?
- Less** Involved Families
Does the entire staff build strong external relationships?

College Readiness

Early College Coursework

Students taking early college coursework in grades 10, 11, and 12



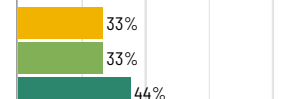
Postsecondary Enrollment

Students who enroll at colleges and universities



Community College Remediation (lower is better)

Students enrolled in Illinois community colleges who require remedial coursework



Graduation Rate

Percentage of students who graduated within 4 years



0% 25 50 75 100%
School District State



Illini Bluffs High School

School Highlights

Academic Courses

American Problems, AP English Literature and Composition, AP United States History, Architectural Drafting I, Band, Ceramics, Choir, Clay, Drawing, Film Studies, Home Economics/Family and Consumer Science, Jazz Band, Madrigals, Music Theory, Painting, Photography, Plato Courseware, Psychology, Publications, Spanish I, Spanish I-II, Spanish I-III, Spanish I-IV, Theater

Physical Education, Health and Wellness

Other Programs and Activities

Drama/Theatre, Forensics/Speech Teams, National Honor Society, Newspaper, Scholastic Bowl, Student Council/Government

School Awards

Bass Fishing Team--Participation in State Tournament, Boys' Baseball--1st Place Regional Tournament 2013, Girls' Basketball--1st Place Regional Tournament 2013, Girls' Softball--4th Place Class A State Tournament 2013

Career Development Courses and Programs

Accounting II, Accounting I, Architectural Drafting I, Business and Technology Concepts, Carpentry I, Child Development and Parenting, Computer Concepts and Software Applications, Construction Trades I, Construction Trades II, Cooperative Education, Culinary Occupations I, Drafting, Family and Career Relationships, Industrial Maintenance I, Information Processing I, Interior Design: Residential, Commercial, and

Athletics

Boy's Baseball, Boy's Basketball, Boy's Cross Country, Boy's Golf, Boy's Soccer, Boy's Track & Field, Boy's Wrestling, Cheerleading, Dance, Girl's Basketball, Girl's Bowling, Girl's Cross Country, Girl's Golf, Girl's Soccer, Girl's Softball, Girl's Track & Field, Girl's Volleyball

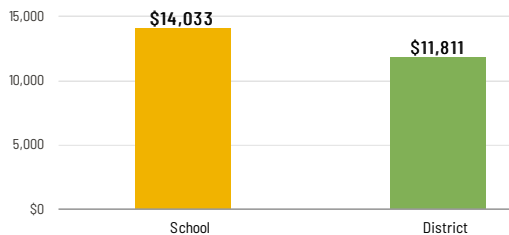
School Personnel Resources

Librarian/Media Specialist, Paraprofessional, School Guidance Counselor

Facilities

School-Level Finance

The Every Student Succeeds Act requires LEAs to report school-level expenditure data, beginning with School Year 18-19 data. LEAs are required to report actual personnel and non-personnel expenditures of both site-specific and district centralized expenditures. Expenditures are shown at the site level and must be disaggregated by source of funds (federal vs. state/local). These data are self-reported and may differ from AFR data.



Educator Measures

This school has had **2 principal(s)** over the past 6 years. In the last three years, an average of **87% of teachers** return to this school each year.

Student Attendance and Mobility

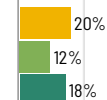
Attendance Rate

Rate at which students are present at school, not including excused or unexcused absences



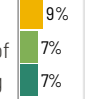
Chronic Absenteeism

Percentage of students who miss 10% or more of school days per year either with or without a valid excuse



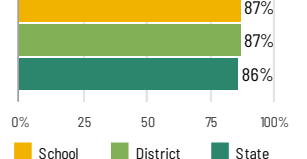
Student Mobility

Percentage of students who transfer in or out of the school during the school year, not including graduates



Teacher Retention

Percentage of full time teachers who return to the same school year to year



FOR MORE INFORMATION

Visit IllinoisReportCard.com to see additional details about each item of information for this school. There you will find charts spanning multiple years, detailed explanations, resources, more of the school's programs and activities, and powerful tools that let you dig deeper into data.

Most of this data has been collected by ISBE from school districts through data systems. Some information, such as the School Highlights, is entered directly by principals and can be updated throughout the year.