



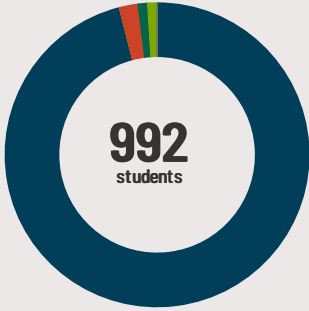
Jersey Comm High School

801 N State St Jerseyville, IL 62052 (618) 498-5561

Grades: 8 - 12
District: Jersey CUSD 100

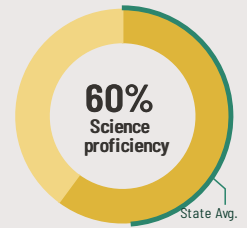
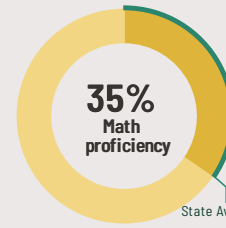
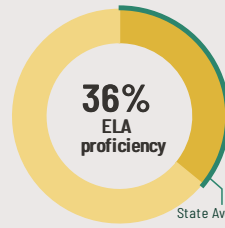
Principal: Mr. Cory Breden
Superintendent: Mr. Brad Tuttle

Fast Facts



Student Characteristics

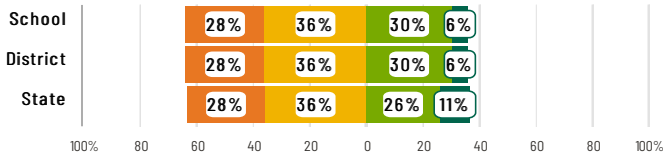
| | |
|-------------------|-----|
| White | 97% |
| Black | 0% |
| Hispanic | 2% |
| Asian | 1% |
| American Indian | 0% |
| Two or More Races | 1% |
| Pacific Islander | 0% |
| Low Income | 37% |
| English Learners | 0% |
| With IEPs | 10% |
| With Disabilities | - |
| Homeless | 2% |



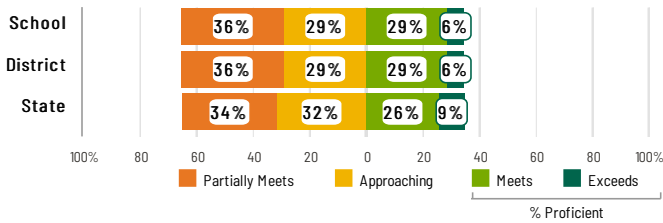
Academic Success

High school students take the SAT in English Language Arts and Math. The display shows SAT ELA & Math results in four performance levels.

English Language Arts



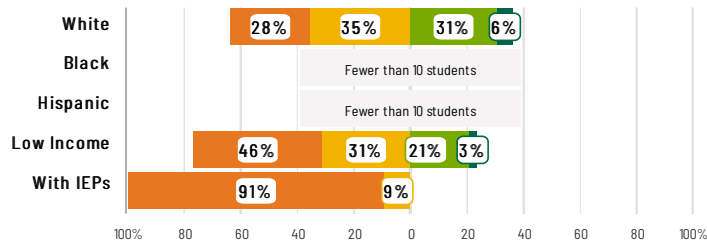
Mathematics



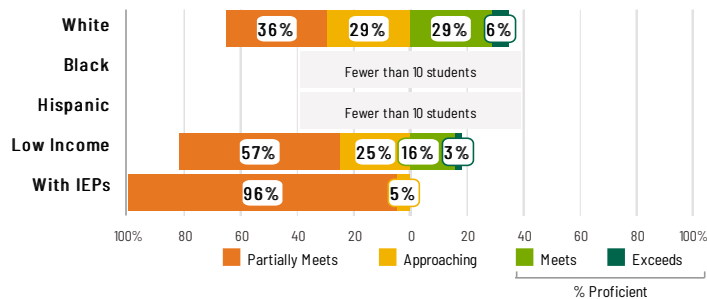
Success by Student Group

This display shows SAT ELA & Math performance levels for each student group. No data is shown for groups with fewer than 10 students.

English Language Arts



Mathematics



School Environment



The **5Essentials Survey** allows students in grades 6-12 and all teachers to share their perspectives on essential conditions for learning. The anonymous survey consists of 5 components.

- Most implementation
- More implementation
- Average implementation
- Less implementation
- Least implementation
- Not Applicable/Low Response

Response Rates

| | |
|----------|-----|
| Students | 91% |
| Teachers | 80% |

Average Effective Leaders

Do principals and teachers implement a shared vision for success?

Average Collaborative Teachers

Do teachers collaborate to promote professional growth?

Average Ambitious Instruction

Are classes challenging and engaging?

Average Supportive Environment

Is the school safe, demanding, and supportive?

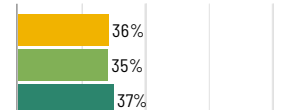
Average Involved Families

Does the entire staff build strong external relationships?

College Readiness

Early College Coursework

Students taking early college coursework in grades 10, 11, and 12



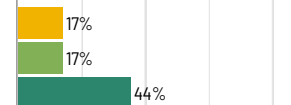
Postsecondary Enrollment

Students who enroll at colleges and universities



Community College Remediation (lower is better)

Students enrolled in Illinois community colleges who require remedial coursework



Graduation Rate

Percentage of students who graduated within 4 years



0% 25 50 75 100%
School District State



Jersey Comm High School

School Highlights

Academic Courses

JCHS is committed to providing a quality and relative education that prepares all students for the opportunity of success in future endeavors whether they be post secondary studies, vocational careers, or entrepreneurship. JCHS offers a one-to-one digital curriculum which is aligned to the new Illinois State Standards.

Physical Education, Health and Wellness

JCHS physical education and health educators recreated all coursework to meet the needs of all students and current trends of creating a healthy lifestyle. All JCHS athletes are encouraged to take Strength & Conditioning courses. All students at JCHS are encouraged to live a healthy lifestyle.

Other Programs and Activities

JCHS offers scholastic bowl, concert band, symphonic, band, marching band, choir, chorale, show choir, drama, yearbook, & speech/debate. Clubs include class & student council, Key Club, Art club, auto, National Honor Society, & FFA. Community initiatives include "Live Long, Panther Strong Wellness Initiative", Crises Prevention

School Awards

Several Silver Medallion Teacher of the Year Award Winners Students of the Month Junior Rotarians Panthers of the Week

Career Development Courses and Programs

JCHS offers many opportunities for career development education. CTE programs offer amazing educational as well as employment opportunities for students. Students are exposed to a variety of career training opportunities (automotive, drafting, woods, welding, building trades, agriculture, machine technology, nutrition, design, & graphic design)

Athletics

JCHS offers a variety of boys and girls IHSA & IESA athletic opportunities. Girls: volleyball, cross country, golf, basketball, dance, cheer-leading, soccer, softball, tennis, bowling, wrestling, and track Boys: football, cross country, golf, wrestling, basketball, soccer, baseball, track, bowling, and tennis.

School Personnel Resources

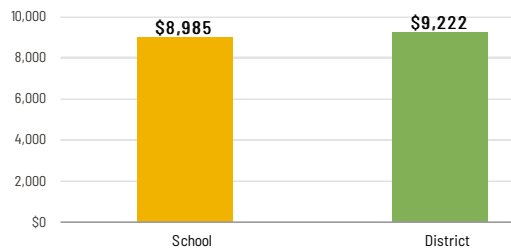
JCHS offers a variety of guidance, counseling, and crisis prevention programs as well as personnel. Student Services Coordinator (91), School Resource Officer (1), guidance counselors (3), social workers (1), school nurse, dean of students (1), building administrators (2) are available to address students and parents needs.

Facilities

Jersey Community High School is a beautiful facility located in the heart of Jersey County. Built in 2006, JCHS houses over 1000 of the district's 8th-12 graders. State-of-the-art science classrooms, art, auditorium, vocational areas (auto, welding, ag, building trades, drafting, FACS, and business), and PE areas including new turf fields.

School-Level Finance

The Every Student Succeeds Act requires LEAs to report school-level expenditure data, beginning with School Year 18-19 data. LEAs are required to report actual personnel and non-personnel expenditures of both site-specific and district centralized expenditures. Expenditures are shown at the site level and must be disaggregated by source of funds (federal vs. state/local). These data are self-reported and may differ from AFR data.



Educator Measures

This school has had **2 principal(s)** over the past 6 years. In the last three years, an average of **87% of teachers** return to this school each year.

Student Attendance and Mobility

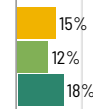
Attendance Rate

Rate at which students are present at school, not including excused or unexcused absences



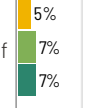
Chronic Absenteeism

Percentage of students who miss 10% or more of school days per year either with or without a valid excuse



Student Mobility

Percentage of students who transfer in or out of the school during the school year, not including graduates



Teacher Retention

Percentage of full time teachers who return to the same school year to year



0% 25 50 75 100% School District State

FOR MORE INFORMATION

Visit IllinoisReportCard.com to see additional details about each item of information for this school. There you will find charts spanning multiple years, detailed explanations, resources, more of the school's programs and activities, and powerful tools that let you dig deeper into data.

Most of this data has been collected by ISBE from school districts through data systems. Some information, such as the School Highlights, is entered directly by principals and can be updated throughout the year.