



## Greenfield High School

502 East St Greenfield, IL 62044 (217) 368-2219

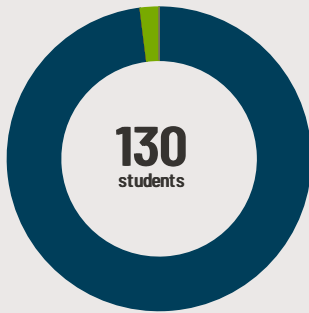
Grades: 9 - 12

District: Greenfield CUSD10

Principal: Mrs. Beth Bettis

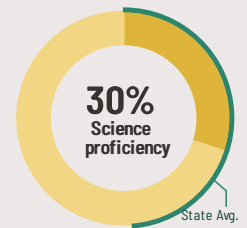
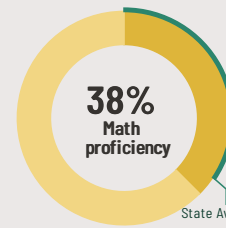
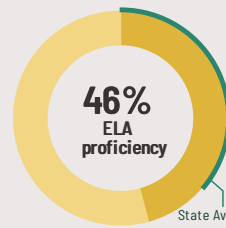
Superintendent: Dr. Kevin Bowman

### Fast Facts



#### Student Characteristics

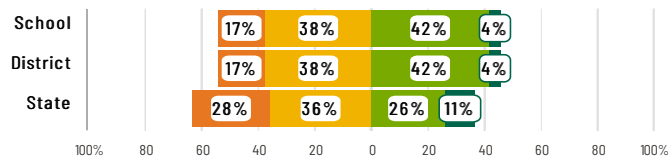
White	99%
Black	0%
Hispanic	0%
Asian	0%
American Indian	0%
Two or More Races	2%
Pacific Islander	0%
Low Income	39%
English Learners	0%
With IEPs	9%
With Disabilities	-
Homeless	0%



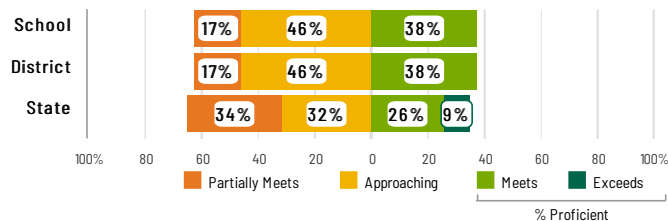
### Academic Success

High school students take the SAT in English Language Arts and Math. The display shows SAT ELA & Math results in four performance levels.

#### English Language Arts



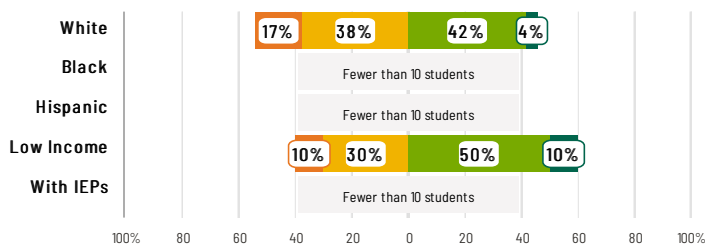
#### Mathematics



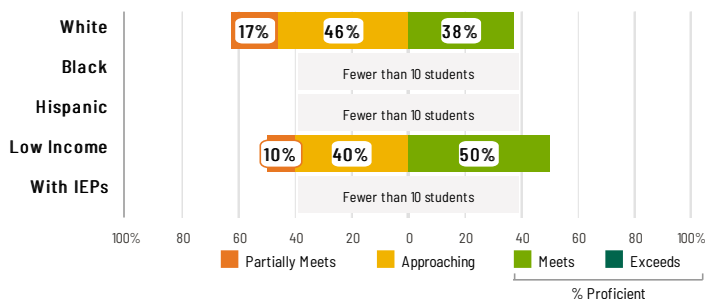
### Success by Student Group

This display shows SAT ELA & Math performance levels for each student group. No data is shown for groups with fewer than 10 students.

#### English Language Arts



#### Mathematics



### School Environment



The **5Essentials Survey** allows students in grades 6-12 and all teachers to share their perspectives on essential conditions for learning. The anonymous survey consists of 5 components.

- Most implementation
- More implementation
- Average implementation
- Less implementation
- Least implementation
- Not Applicable/Low Response

#### Response Rates

Students	98%
Teachers	81%

#### More Effective Leaders

Do principals and teachers implement a shared vision for success?

#### More Collaborative Teachers

Do teachers collaborate to promote professional growth?

#### More Ambitious Instruction

Are classes challenging and engaging?

#### Most Supportive Environment

Is the school safe, demanding, and supportive?

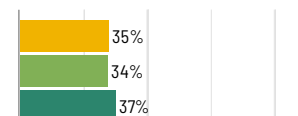
#### Average Involved Families

Does the entire staff build strong external relationships?

### College Readiness

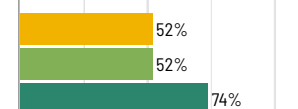
#### Early College Coursework

Students taking early college coursework in grades 10, 11, and 12



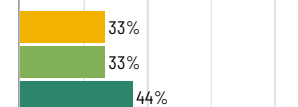
#### Postsecondary Enrollment

Students who enroll at colleges and universities



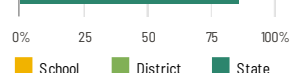
#### Community College Remediation (lower is better)

Students enrolled in Illinois community colleges who require remedial coursework



#### Graduation Rate

Percentage of students who graduated within 4 years





# Greenfield High School

## School Highlights

### Academic Courses

The course selection at Greenfield High School is impressive given the small, rural nature of the school. Students are required to take eight academic courses within the block schedule. The vast majority of GHS students enroll in at least one career and technical education course in addition to the core academic courses required for graduation.

### Physical Education, Health and Wellness

Physical Education and Health are requirements for graduation. All students are enrolled in physical education each year and freshmen complete a semester of health. GHS has an impressive fitness center that is utilized daily in physical education classes with machine and free weights as well as stationary bikes and tread mills.

### Other Programs and Activities

Students at GHS have an opportunity to be involved in other activities. A spring musical is planned. A district wide art show displays student talent. Scholastic Bowl, NHS and Senior Gifted Olympiad provide students with an opportunity to compete academically. FFA and FCCLA are co-curricular activities.

### School Awards

1st round of IHSA football playoffs, Class A Regional Volleyball Champions, Class A Sectional Volleyball Champions, Music Solo and Ensemble Class D Orchestra 3rd Place

### Career Development Courses and Programs

GHS has four career and technical education departments: Agriculture, Business/Computers, Family and Consumer Science, and Industrial Technology. Most students enroll in at least one career and technical education course each year. Throughout the year, students complete career exploration during Independent Learning Time with Xello.

### Athletics

Greenfield High School fields four boys and four girls sports teams through a co-operative agreement with Northwestern High School in Palmyra, IL. The Tigers compete within the Western Illinois Valley Conference.

### School Personnel Resources

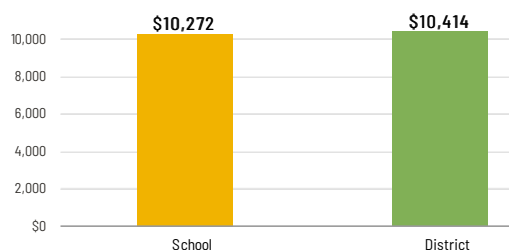
Librarian/Media Specialist, Paraprofessional, School Guidance Counselor, School Nurse, School Psychologist, Special Education Teacher, Speech Language Pathologist-non teaching

### Facilities

Greenfield High School is contained within two buildings. The main academic building consists of 3 floors of academic classrooms, a science lab, computer lab, library media center, auditorium and fitness center. New windows and other renovations were made to the auditorium in 2018. The gymnasium building contains the band room along with the Agr

## School-Level Finance

The Every Student Succeeds Act requires LEAs to report school-level expenditure data, beginning with School Year 18-19 data. LEAs are required to report actual personnel and non-personnel expenditures of both site-specific and district centralized expenditures. Expenditures are shown at the site level and must be disaggregated by source of funds (federal vs. state/local). These data are self-reported and may differ from AFR data.



## Educator Measures

This school has had **1 principal(s)** over the past 6 years. In the last three years, an average of **94% of teachers** return to this school each year.

## Student Attendance and Mobility

### Attendance Rate

Rate at which students are present at school, not including excused or unexcused absences

### Chronic Absenteeism

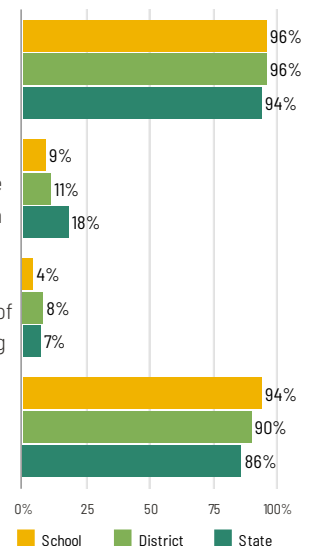
Percentage of students who miss 10% or more of school days per year either with or without a valid excuse

### Student Mobility

Percentage of students who transfer in or out of the school during the school year, not including graduates

### Teacher Retention

Percentage of full time teachers who return to the same school year to year



## FOR MORE INFORMATION

Visit [IllinoisReportCard.com](http://IllinoisReportCard.com) to see additional details about each item of information for this school. There you will find charts spanning multiple years, detailed explanations, resources, more of the school's programs and activities, and powerful tools that let you dig deeper into data.

Most of this data has been collected by ISBE from school districts through data systems. Some information, such as the School Highlights, is entered directly by principals and can be updated throughout the year.