



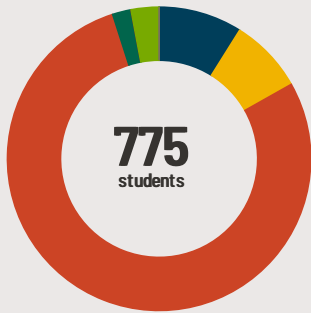
Magee Middle School

500 N Cedar Lake Rd Round Lake, IL 60073 (847)546-8800

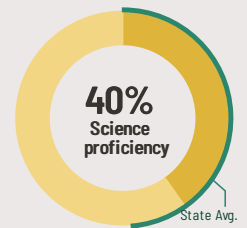
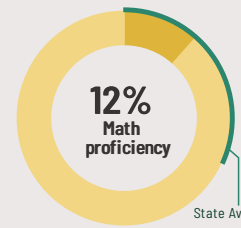
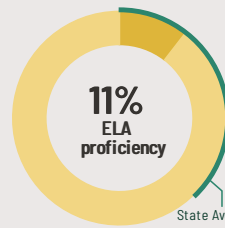
Grades: 6 - 8
District: Round Lake CUSD 116

Principal: Mrs. Stephanie Mitchell
Superintendent: Dr. Donn Mendoza

Fast Facts



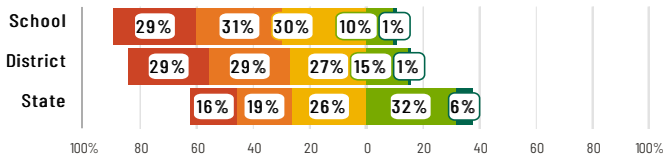
Student Characteristics	
White	9%
Black	8%
Hispanic	79%
Asian	2%
American Indian	0%
Two or More Races	3%
Pacific Islander	0%
Low Income	75%
English Learners	18%
With IEPs	16%
With Disabilities	-
Homeless	3%



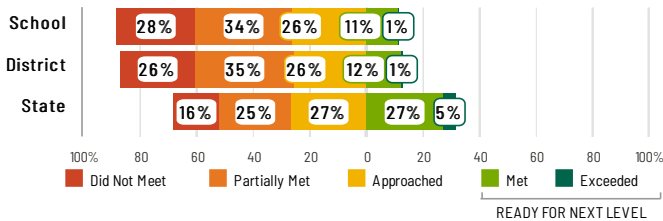
Academic Success

All Illinois students in grades 3-8 take the IAR assessment each year. High school students take the SAT in English Language Arts and Math.

English Language Arts



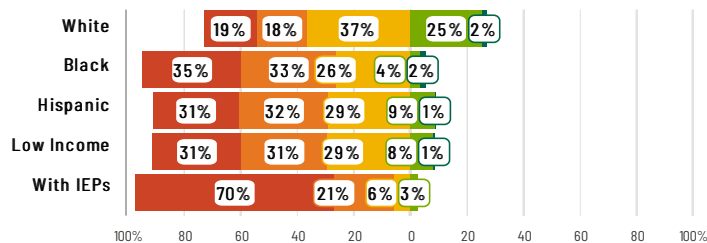
Mathematics



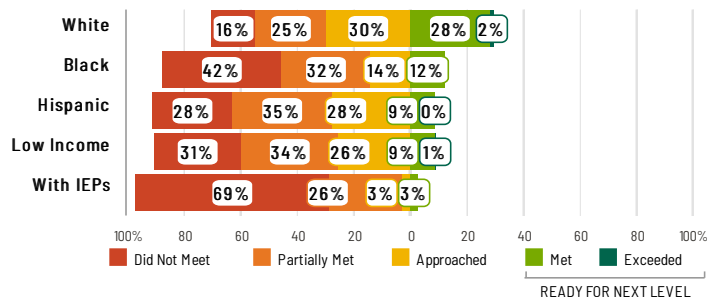
Success by Student Group

This display shows IAR ELA & Math performance levels for each student group. No data is shown for groups with fewer than 10 students.

English Language Arts



Mathematics



School Environment



The 5Essentials Survey allows students in grades 6-12 and all teachers to share their perspectives on essential conditions for learning. The anonymous survey consists of 5 components.

- Most implementation
- More implementation
- Average implementation
- Less implementation
- Least implementation
- Not Applicable/Low Response

Response Rates

Students	90%
Teachers	92%

Average Effective Leaders

Do principals and teachers implement a shared vision for success?

Average Collaborative Teachers

Do teachers collaborate to promote professional growth?

Less Ambitious Instruction

Are classes challenging and engaging?

Less Supportive Environment

Is the school safe, demanding, and supportive?

Less Involved Families

Does the entire staff build strong external relationships?

Student Attendance and Mobility

Attendance Rate

Rate at which students are present at school, not including excused or unexcused absences




Chronic Absenteeism

Percentage of students who miss 10% or more of school days per year either with or without a valid excuse



Student Mobility

Percentage of students who transfer in or out of the school during the school year, not including graduates



Teacher Retention

Percentage of full time teachers who return to the same school year to year





Magee Middle School

School Highlights

Academic Courses

Language Arts, Honors Language Arts, Math, Honors Math, Social Studies, Science, PE, Health, PLTW, Band, Choir, Business & Technology, Spanish, Music, 2D Art, 3D Art, Language Learners, Special Education

Physical Education, Health and Wellness

At John T. Magee Middle School we refer to PE & Health as Wellness class. The Wellness classes that are taken each year are structured as follows for 36 weeks: *For 27 weeks at John T. Magee Middle School, students receive physical education instruction everyday for 43 minutes * John T. Magee also offers a weight room that students utilize througho

Other Programs and Activities

At John T. Magee Middle School we offer the following opportunities for our students: Career Education Events Family Nights Webcrew Mentoring Program Tutoring Program Art Club Drama/Theatre Club Environmental Club National Junior Honor Society Student Council Yearbook Black Student Union Spectrum Club National Junior Art Honor Society Retro Gaming

School Awards

At John T. Magee Middle School we offer the following awards for staff and students: Lake County Educator of the Year Awards RLAS #116 Above and Beyond Awards IPA Student Recognition Breakfast Academic Achievement Awards Athletes of the Year Awards

Career Development Courses and Programs

Athletics

At John T. Magee Middle School we offer the following athletic opportunities for our students: Boys' Basketball Boys' Soccer Boys' Volleyball Cheerleading Coed Cross Country Girls' basketball Girls' Soccer Intramural Sports Softball Track and Field Girls' Volleyball Wrestling

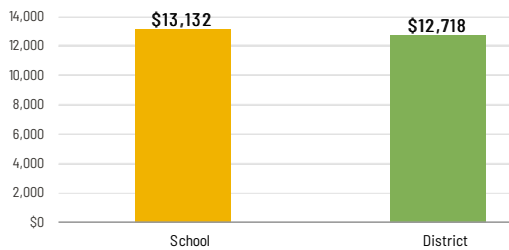
School Personnel Resources

At John T. Magee Middle School we have the following school personnel resources:Assistant Director (Special Education) Bilingual Administrator Bilingual Education Teacher Bilingual Special Education Teacher CTE Supervisor Curriculum Specialist Department Chair English as a Second Language Teacher General Administrator or General Supervisor Librarian

Facilities

School-Level Finance

The Every Student Succeeds Act requires LEAs to report school-level expenditure data, beginning with School Year 18-19 data. LEAs are required to report actual personnel and non-personnel expenditures of both site-specific and district centralized expenditures. Expenditures are shown at the site level and must be disaggregated by source of funds (federal vs. state/local). These data are self-reported and may differ from AFR data.



Educator Measures

This school has had **3 principal(s)** over the past 6 years. In the last three years, an average of **86% of teachers** return to this school each year.

FOR MORE INFORMATION

Visit IllinoisReportCard.com to see additional details about each item of information for this school. There you will find charts spanning multiple years, detailed explanations, resources, more of the school's programs and activities, and powerful tools that let you dig deeper into data.

Most of this data has been collected by ISBE from school districts through data systems. Some information, such as the School Highlights, is entered directly by principals and can be updated throughout the year.