



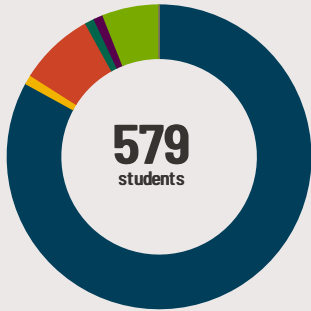
# Manteno Middle School

250 N Poplar St Manteno, IL 60950 (815) 928-7151

Grades: 5 - 8  
District: Manteno CUSD 5

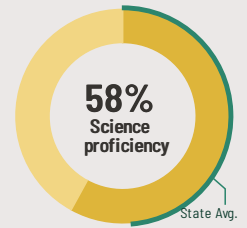
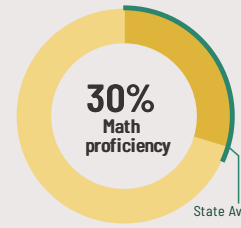
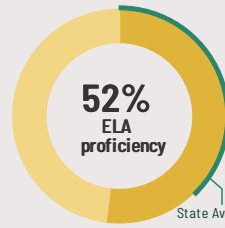
Principal: Mr. Kyle Flanigan  
Superintendent: Mrs. Lisa Harrod

## Fast Facts



### Student Characteristics

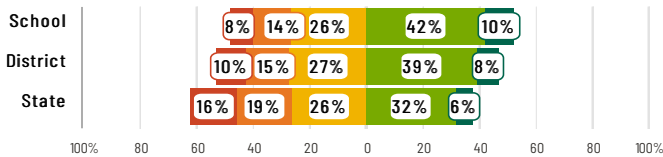
White	83%
Black	1%
Hispanic	8%
Asian	1%
American Indian	1%
Two or More Races	6%
Pacific Islander	0%
Low Income	32%
English Learners	2%
With IEPs	11%
With Disabilities	-
Homeless	1%



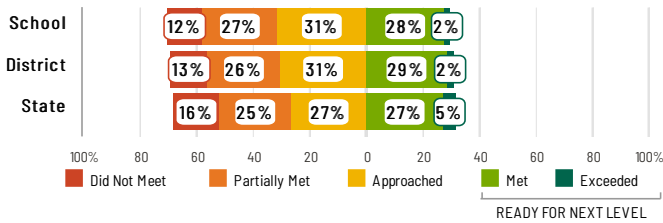
## Academic Success

All Illinois students in grades 3-8 take the IAR assessment each year. High school students take the SAT in English Language Arts and Math.

### English Language Arts



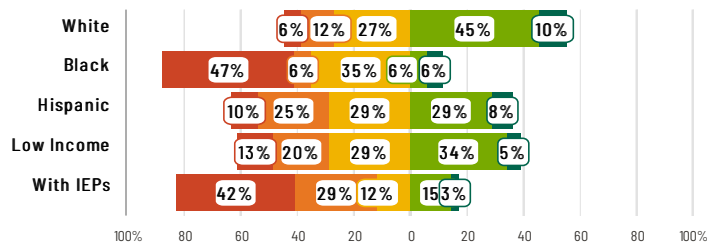
### Mathematics



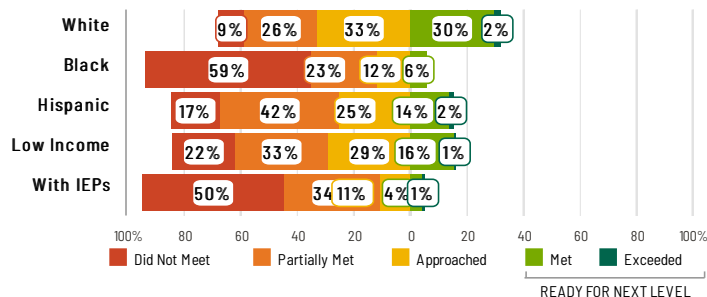
## Success by Student Group

This display shows IAR ELA & Math performance levels for each student group. No data is shown for groups with fewer than 10 students.

### English Language Arts



### Mathematics



## School Environment



The **5Essentials Survey** allows students in grades 6-12 and all teachers to share their perspectives on essential conditions for learning. The anonymous survey consists of 5 components.

- Most implementation
- More implementation
- Average implementation
- Less implementation
- Least implementation
- Not Applicable/Low Response

### Response Rates

Students	95%
Teachers	88%

### More Effective Leaders

Do principals and teachers implement a shared vision for success?

### Average Collaborative Teachers

Do teachers collaborate to promote professional growth?

### More Ambitious Instruction

Are classes challenging and engaging?

### More Supportive Environment

Is the school safe, demanding, and supportive?

### Average Involved Families

Does the entire staff build strong external relationships?

## Student Attendance and Mobility

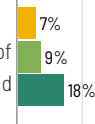
### Attendance Rate

Rate at which students are present at school, not including excused or unexcused absences



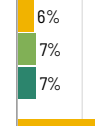
### Chronic Absenteeism

Percentage of students who miss 10% or more of school days per year either with or without a valid excuse



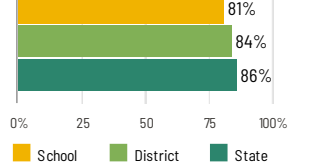
### Student Mobility

Percentage of students who transfer in or out of the school during the school year, not including graduates



### Teacher Retention

Percentage of full time teachers who return to the same school year to year





# Manteno Middle School

## School Highlights

### Academic Courses

Math Enrichment, Language Arts Enrichment, Band, Choir, Art, General Music (5), 8th Grade Algebra, Selected 7th graders Enroll in Algebra or 8th Grade Math

### Career Development Courses and Programs

8th grade Career Day with Kankakee Area Regional Vocational Education System (Career Center)

### Physical Education, Health and Wellness

Daily courses in health, fitness, and physical education. Accredited as a "Blue Ribbon" physical education program by IAHPERD.

### Athletics

Baseball, Basketball, Track & Field, Wrestling, Softball, Volleyball, Cheerleading, Cross Country

### Other Programs and Activities

Mentoring, Athletic Boosters, PTO, GSU/Library of Congress, KCC, Village of Manteno, Aunt Martha's, KC-CASA, Jazz Band, Show Choir, Music/Show Choir Boosters, Scholastic Bowl, Solo/Ensemble, Speech, Math Club, Spelling Club, Tech Club, Special Olympics, Best Buddies

### School Personnel Resources

Comprehensive social-emotional support resources are provided to meet the needs of adolescents at Manteno Middle School.

### School Awards

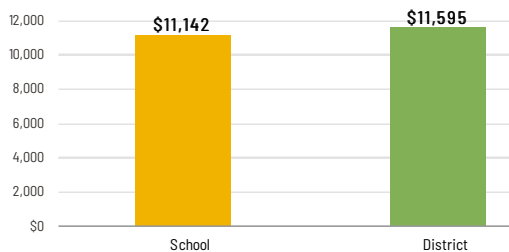
Scholastic Bowl 2nd Place Regional, IJAS State Science Fair Qualifiers, Spelling Kan-Will Champions, Softball Kan-Will Champions, Show Choir Grand Champions, Baseball Kan-Will Champions, Track & Field State Qualifiers, Volleyball 3rd Place in IESA State 4A, Patriot Award, Belson Recycling Award

### Facilities

Two competition gymnasiums, five science labs, choir room with dance floor, Promethean Boards and projectors in all core classrooms, robust wireless access throughout the building to support the 1:1 Chromebook initiative, security cameras and secure public entrance.

## School-Level Finance

The Every Student Succeeds Act requires LEAs to report school-level expenditure data, beginning with School Year 18-19 data. LEAs are required to report actual personnel and non-personnel expenditures of both site-specific and district centralized expenditures. Expenditures are shown at the site level and must be disaggregated by source of funds (federal vs. state/local). These data are self-reported and may differ from AFR data.



## Educator Measures

This school has had **2 principal(s)** over the past 6 years. In the last three years, an average of **81% of teachers** return to this school each year.

## FOR MORE INFORMATION

Visit [IllinoisReportCard.com](http://IllinoisReportCard.com) to see additional details about each item of information for this school. There you will find charts spanning multiple years, detailed explanations, resources, more of the school's programs and activities, and powerful tools that let you dig deeper into data.

Most of this data has been collected by ISBE from school districts through data systems. Some information, such as the School Highlights, is entered directly by principals and can be updated throughout the year.