



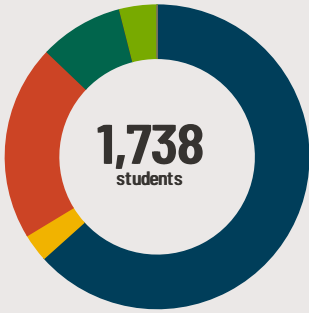
# Hampshire High School

1600 Big Timber Rd Hampshire, IL 60140 (847) 792-3500

Grades: 9 - 12  
District: CUSD 300

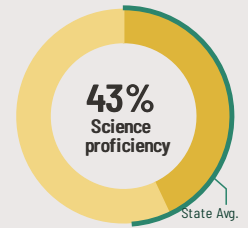
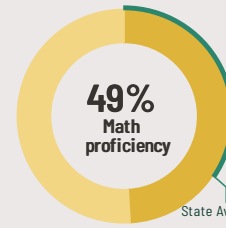
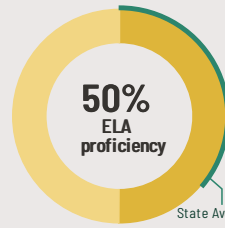
Principal: Mr. Brett Bending  
Superintendent: Mr. Fred Heid

## Fast Facts



### Student Characteristics

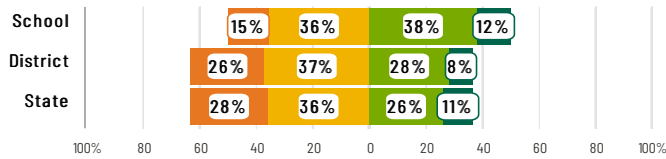
White	64%
Black	3%
Hispanic	21%
Asian	9%
American Indian	0%
Two or More Races	4%
Pacific Islander	0%
Low Income	24%
English Learners	3%
With IEPs	11%
With Disabilities	-
Homeless	1%



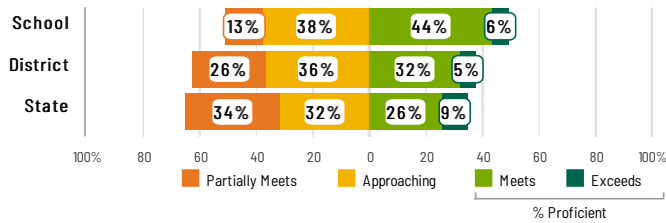
## Academic Success

High school students take the SAT in English Language Arts and Math. The display shows SAT ELA & Math results in four performance levels.

### English Language Arts



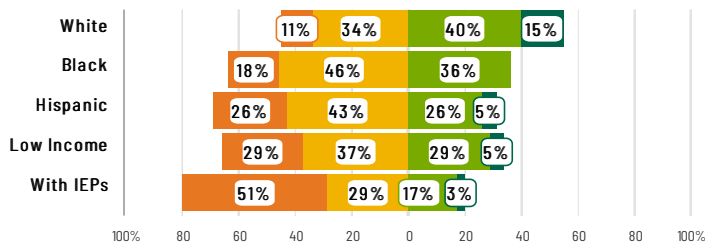
### Mathematics



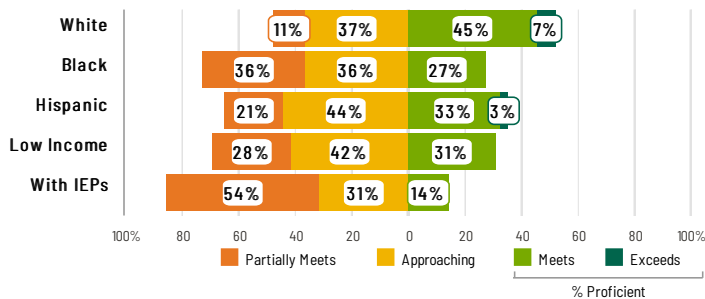
## Success by Student Group

This display shows SAT ELA & Math performance levels for each student group. No data is shown for groups with fewer than 10 students.

### English Language Arts



### Mathematics



## School Environment



The **5Essentials Survey** allows students in grades 6-12 and all teachers to share their perspectives on essential conditions for learning. The anonymous survey consists of 5 components.

- Most implementation
- More implementation
- Average implementation
- Less implementation
- Least implementation
- Not Applicable/Low Response

### Response Rates

Students	88%
Teachers	87%

### Average Effective Leaders

Do principals and teachers implement a shared vision for success?

### Average Collaborative Teachers

Do teachers collaborate to promote professional growth?

### More Ambitious Instruction

Are classes challenging and engaging?

### More Supportive Environment

Is the school safe, demanding, and supportive?

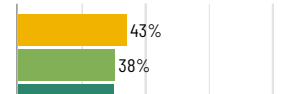
### Average Involved Families

Does the entire staff build strong external relationships?

## College Readiness

### Early College Coursework

Students taking early college coursework in grades 10, 11, and 12



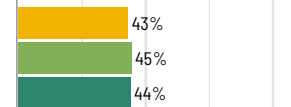
### Postsecondary Enrollment

Students who enroll at colleges and universities



### Community College Remediation (lower is better)

Students enrolled in Illinois community colleges who require remedial coursework



### Graduation Rate

Percentage of students who graduated within 4 years



0% 25 50 75 100%  
School District State



# Hampshire High School

## School Highlights

### Academic Courses

HHS offers a wide-variety of courses including: CTE, Music, Physical Education, Math, Social Studies, English, Science, World Languages, and Fine Arts. Highlights include hosting 3 career pathway programs, an accelerated college program, and numerous AP offerings. These diverse offerings allow every HHS student to access learning opportunities.

### Physical Education, Health and Wellness

Health Education Courses

### Other Programs and Activities

8-9th Grade Transition Workshops, Art Club, Auditorium Tech Crew, AVID, Career Education Events, Conflict Resolution, Debate Team, Drama/Theatre, Family Nights, Journalism Club, Language Clubs, Marching Band, Math Club, Mentoring Program, National Honor Society, Newspaper, Parent Associations, PBIS, Peer Jury, Relay for Life, Scholastic Bowl, Student Ambassadors, Student Council/Government, Tri-M

### School Awards

Commendable School Designation 2018 (IL School Report Card) k12.niche.com Best Public High Schools in America (2018) Recent Athletic Championships (2015-2018):

### Career Development Courses and Programs

Hampshire High School Offers 3 Career Pathways (Manufacturing, Welding, Early Childhood Edu.), Cooperative Education teamed with on-the-job training, and numerous career preparatory classes such as Culinary, Business, Woods, Automotive, CAD, and Fashion courses.

### Athletics

Boy's Baseball, Boy's Basketball, Boy's Cross Country, Boy's Football, Boy's Golf, Boy's Lacrosse, Boy's Soccer, Boy's Swimming & Diving, Boy's Tennis, Boy's Track & Field, Boy's Wrestling, Color Guard, Conditioning and Fitness Classes, Girl's Basketball, Girl's Competitive Cheerleading, Girl's Competitive Dance, Girl's Cross Country, Girl's Golf, Girl's Lacrosse, Girl's Soccer, Girl's Softball, Girl's Swimming & Diving, Girl's Tennis, Girl's

### School Personnel Resources

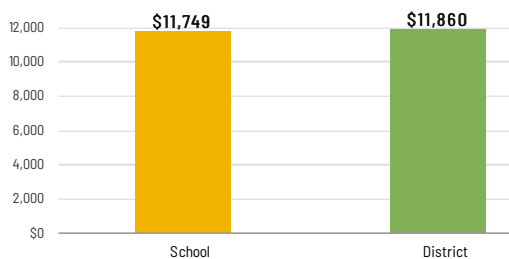
Department Chair, English as a Second Language Teacher, General Administrator or General Supervi, Interpreter for the Deaf, Librarian/Media Specialist, Paraprofessional, Reading Teacher, School Guidance Counselor, School Nurse, School Psychologist, School Social Worker, Special Education Teacher, Speech Language Pathology Teacher, Technology Specialist

### Facilities

Hampshire High School is a beautiful high school nestled in a country setting containing 392,000 square feet. The building is designed to accommodate 2,500 students. The high school includes 65 traditional classrooms. Most of the classrooms are outfitted with Smartboards, and every room has a document imaging camera, projector, and DVD player.

## School-Level Finance

The Every Student Succeeds Act requires LEAs to report school-level expenditure data, beginning with School Year 18-19 data. LEAs are required to report actual personnel and non-personnel expenditures of both site-specific and district centralized expenditures. Expenditures are shown at the site level and must be disaggregated by source of funds (federal vs. state/local). These data are self-reported and may differ from AFR data.



## Educator Measures

This school has had **1 principal(s)** over the past 6 years. In the last three years, an average of **92% of teachers** return to this school each year.

## Student Attendance and Mobility

### Attendance Rate

Rate at which students are present at school, not including excused or unexcused absences



### Chronic Absenteeism

Percentage of students who miss 10% or more of school days per year either with or without a valid excuse



### Student Mobility

Percentage of students who transfer in or out of the school during the school year, not including graduates



### Teacher Retention

Percentage of full time teachers who return to the same school year to year



0% 25 50 75 100%  
School District State

## FOR MORE INFORMATION

Visit [IllinoisReportCard.com](http://IllinoisReportCard.com) to see additional details about each item of information for this school. There you will find charts spanning multiple years, detailed explanations, resources, more of the school's programs and activities, and powerful tools that let you dig deeper into data.

Most of this data has been collected by ISBE from school districts through data systems. Some information, such as the School Highlights, is entered directly by principals and can be updated throughout the year.