



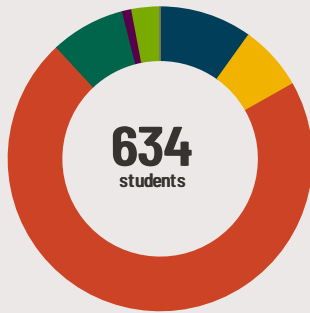
Larsen Middle School

665 Dundee Ave Elgin, IL 60120 (847) 888-5250

Grades: 7 - 8
District: SD U-46

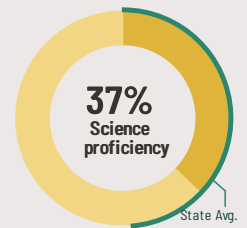
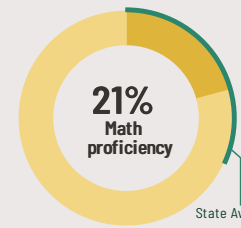
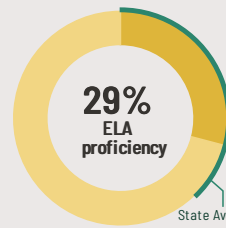
Principal: Gina Crespo
Superintendent: Mr. Tony Sanders

Fast Facts



Student Characteristics

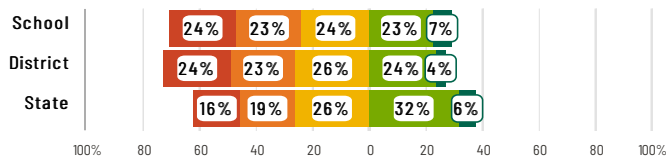
White	10%
Black	7%
Hispanic	72%
Asian	8%
American Indian	1%
Two or More Races	3%
Pacific Islander	0%
Low Income	75%
English Learners	28%
With IEPs	9%
With Disabilities	-
Homeless	1%



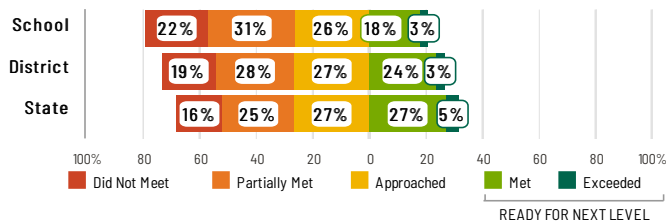
Academic Success

All Illinois students in grades 3-8 take the IAR assessment each year. High school students take the SAT in English Language Arts and Math.

English Language Arts



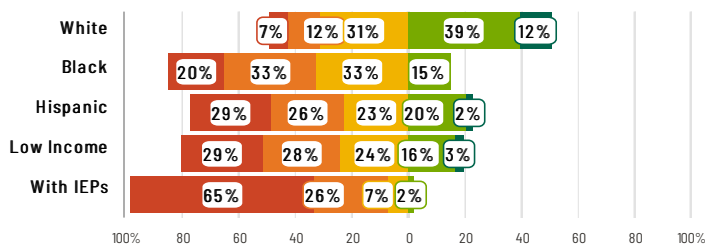
Mathematics



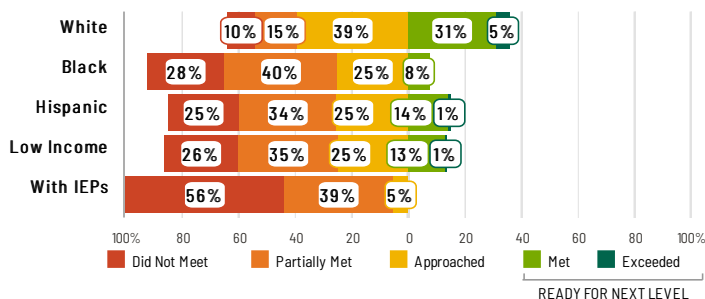
Success by Student Group

This display shows IAR ELA & Math performance levels for each student group. No data is shown for groups with fewer than 10 students.

English Language Arts



Mathematics



School Environment



The **5Essentials Survey** allows students in grades 6-12 and all teachers to share their perspectives on essential conditions for learning. The anonymous survey consists of 5 components.

- Most implementation
- More implementation
- Average implementation
- Less implementation
- Least implementation
- Not Applicable/Low Response

Response Rates

Students	100%
Teachers	100%

Average Effective Leaders

Do principals and teachers implement a shared vision for success?

Average Collaborative Teachers

Do teachers collaborate to promote professional growth?

Average Ambitious Instruction

Are classes challenging and engaging?

Less Supportive Environment

Is the school safe, demanding, and supportive?

Average Involved Families

Does the entire staff build strong external relationships?

Student Attendance and Mobility

Attendance Rate

Rate at which students are present at school, not including excused or unexcused absences

Chronic Absenteeism

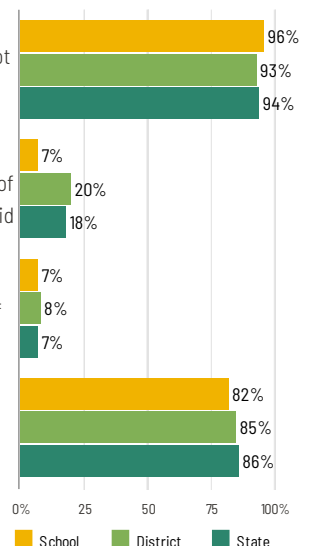
Percentage of students who miss 10% or more of school days per year either with or without a valid excuse

Student Mobility

Percentage of students who transfer in or out of the school during the school year, not including graduates

Teacher Retention

Percentage of full time teachers who return to the same school year to year





Larsen Middle School

School Highlights

Academic Courses

U-46's award-winning Dual Language program prepares students to be bilingual, biliterate, and ready to thrive in a global society. Each fall, all 8th graders attend the Explore event, connecting their SchoolLinks interests to real-world careers while discovering U-46's five Magnet Academies and future learning pathways.

Physical Education, Health and Wellness

Health Education Courses, Physical Education/Health, Weight Lifting/Toning

Other Programs and Activities

8-9th Grade Transition Workshops, After School Care, Anime Club, Art Club, Broadcast Club, Career Education Events, Chess Club, Conflict Resolution, Crochet Club, Drama/Theatre, Environmental Club, Family Nights, Homework Club, Homework Help Club, Language Clubs, Math Club, Mentoring Program, Parent Associations, Reading Clubs, Science Olympiad, Student Council/Government, Tutoring Program, Yearbook

School Awards

Larsen is the 2x U-46 District defending Math Team Champions. Larsen has a number of students who have competed and earned 1st prize in the International Problem Solvers Competition.

Career Development Courses and Programs

Athletics

Boy's Basketball, Boy's Soccer, Boy's Volleyball, Conditioning and Fitness Classes, Girl's Basketball, Girl's Soccer, Girl's Volleyball, Intramural Sports

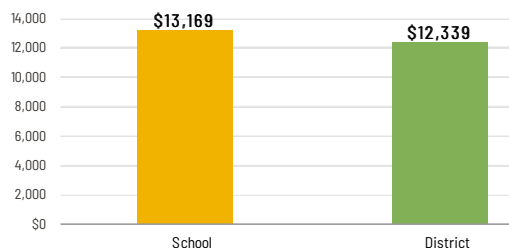
School Personnel Resources

Bilingual Education Teacher, Bilingual Special Education Teacher, CTE Supervisor, Curriculum Specialist, English as a Second Language Teacher, General Administrator or General Supervi, Librarian/Media Specialist, Paraprofessional, Reading Teacher, School Guidance Counselor, School Nurse, School Psychologist, School Social Worker, School Social Worker Intern, Special Education Teacher, Speech Language

Facilities

School-Level Finance

The Every Student Succeeds Act requires LEAs to report school-level expenditure data, beginning with School Year 18-19 data. LEAs are required to report actual personnel and non-personnel expenditures of both site-specific and district centralized expenditures. Expenditures are shown at the site level and must be disaggregated by source of funds (federal vs. state/local). These data are self-reported and may differ from AFR data.



Educator Measures

This school has had **2 principal(s)** over the past 6 years. In the last three years, an average of **82% of teachers** return to this school each year.

FOR MORE INFORMATION

Visit IllinoisReportCard.com to see additional details about each item of information for this school. There you will find charts spanning multiple years, detailed explanations, resources, more of the school's programs and activities, and powerful tools that let you dig deeper into data.

Most of this data has been collected by ISBE from school districts through data systems. Some information, such as the School Highlights, is entered directly by principals and can be updated throughout the year.