



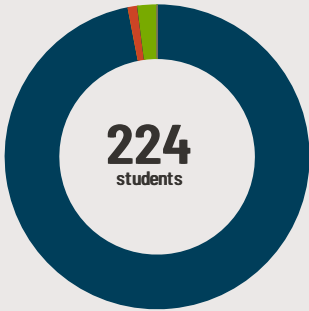
Cambridge Jr/Sr High School

300 S West St Cambridge, IL 61238 (309)937-2051

Grades: 6 - 12
District: Cambridge CUSD 227

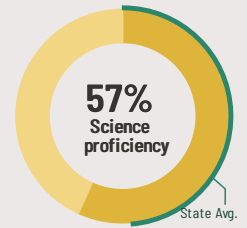
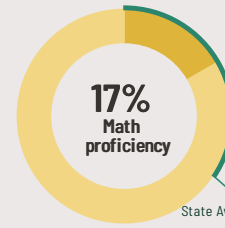
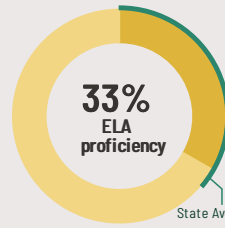
Principal: Mr. Robert Reagan
Superintendent: Mr. Thomas Akers

Fast Facts



Student Characteristics

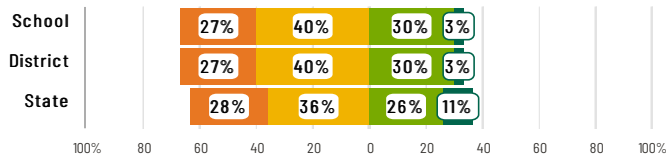
White	96%
Black	0%
Hispanic	1%
Asian	0%
American Indian	0%
Two or More Races	2%
Pacific Islander	0%
Low Income	46%
English Learners	0%
With IEPs	9%
With Disabilities	-
Homeless	2%



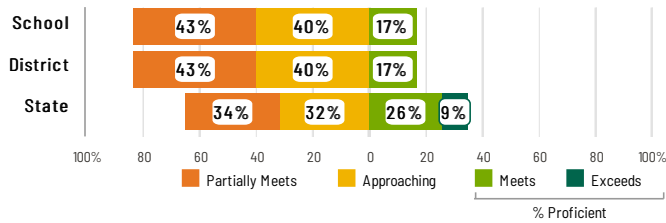
Academic Success

High school students take the SAT in English Language Arts and Math. The display shows SAT ELA & Math results in four performance levels.

English Language Arts



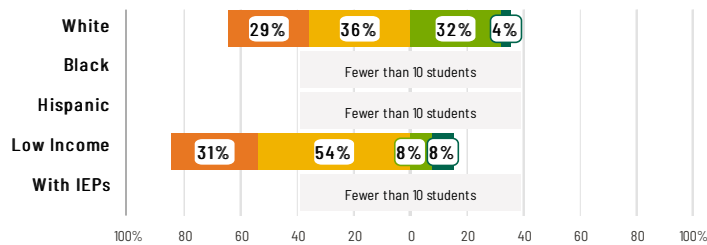
Mathematics



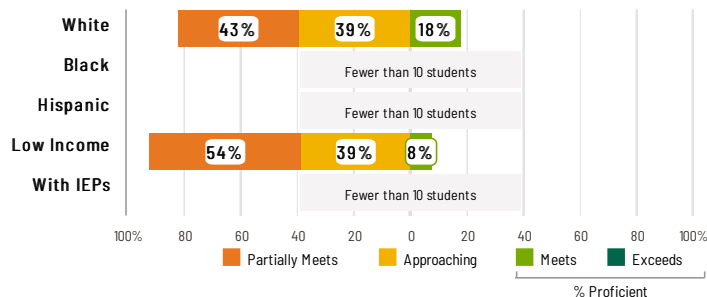
Success by Student Group

This display shows SAT ELA & Math performance levels for each student group. No data is shown for groups with fewer than 10 students.

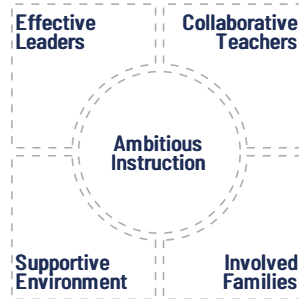
English Language Arts



Mathematics



School Environment



The **5Essentials Survey** allows students in grades 6-12 and all teachers to share their perspectives on essential conditions for learning. The anonymous survey consists of 5 components.

- Most implementation
- More implementation
- Average implementation
- Less implementation
- Least implementation
- Not Applicable/Low Response

Response Rates

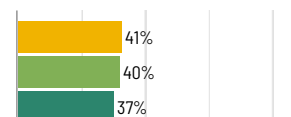
Students	3%
Teachers	25%

- Effective Leaders
Do principals and teachers implement a shared vision for success?
- Collaborative Teachers
Do teachers collaborate to promote professional growth?
- Ambitious Instruction
Are classes challenging and engaging?
- Supportive Environment
Is the school safe, demanding, and supportive?
- Involved Families
Does the entire staff build strong external relationships?

College Readiness

Early College Coursework

Students taking early college coursework in grades 10, 11, and 12



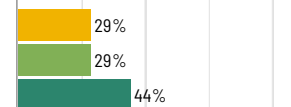
Postsecondary Enrollment

Students who enroll at colleges and universities



Community College Remediation (lower is better)

Students enrolled in Illinois community colleges who require remedial coursework



Graduation Rate

Percentage of students who graduated within 4 years



0% 25 50 75 100%
School District State



Cambridge Jr/Sr High School

School Highlights

Academic Courses

8th Grade Algebra, Accounting, ACT/SAT Prep Courses, Ag. Animal Science, Ag. Exploration - Jr. High, Ag. Floral Design, Ag. Horticulture, Ag. Landscape, Ag. Mechanics, Ag. Natural Resources, Ag. Plant/Science, Ag. Tech., Ag. Wildlife Conservation, Art I, II, III, IV, Band, Building Trades, Business 7, Career Academies, Child Development, CHOICES (Char. Ed), CHOICES (Char. Ed.), Choir, CNA

Physical Education, Health and Wellness

Athletics, Blood Drives, Choices, Fitness Club, Health Education Courses, HeartAware, Lifeskills, Physical Education, Running Club, SHINE, Social Emotional Learning, SPARK, Wellness

Other Programs and Activities

8-9th Grade Transition Workshops, After-Prom Community Program, Art Club, Backpack Blessings, Book Club, Breast Cancer Awareness Night, Cambridge Academic Foundation, Cambridge FFA Alumni, Cambridge Parents Club, Cambridge Youth Sports League, Career Education Events, Caring Hearts, Chess Club, Christmas on the Square, Christmas Program, Color Guard, Community Counseling Resources, Crochet Club,

School Awards

Air Force Math and Science Award, American Legion Scholarship, Barb Swanson Award, Bob Baylor Memorial Award, Clair and Ruth Wiley Scholarship, Daughters of the American Revolution Award, DeKalb Agricultural Achievement Award, Doug Miller Memorial Award for a Female Athlete, Family and Consumer Science Department Award, Gallon Grad Award, Honor Student, Illinois State Scholar, J. Kyle Braid Award,

Career Development Courses and Programs

Accounting I, Agricultural Business Management, Agricultural Construction and Technology, Agricultural Mechanics and Technology, Basic Agricultural Science, Basic Horticultural Science, Biological Science Applications in Agriculture - Animals, Biological Science Applications in Agriculture - Plants, Building Maintenance I, Building Maintenance II, Building Trades, Building Trades, Cabinetmaking & Millwork I,

Athletics

Bass Fishing, Boy's Baseball, Boy's Basketball, Boy's Cross Country, Boy's Football, Boy's Golf, Boy's Track & Field, Color Guard, Conditioning and Fitness Classes, Girl's Basketball, Girl's Competitive Cheerleading, Girl's Cross Country, Girl's Golf, Girl's Softball, Girl's Track & Field, Girl's Volleyball

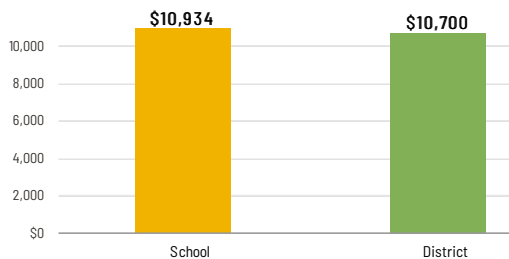
School Personnel Resources

Paraprofessional, Special Education Teacher

Facilities

School-Level Finance

The Every Student Succeeds Act requires LEAs to report school-level expenditure data, beginning with School Year 18-19 data. LEAs are required to report actual personnel and non-personnel expenditures of both site-specific and district centralized expenditures. Expenditures are shown at the site level and must be disaggregated by source of funds (federal vs. state/local). These data are self-reported and may differ from AFR data.



Educator Measures

This school has had **1 principal(s)** over the past 6 years. In the last three years, an average of **87% of teachers** return to this school each year.

Student Attendance and Mobility

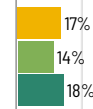
Attendance Rate

Rate at which students are present at school, not including excused or unexcused absences



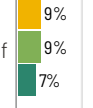
Chronic Absenteeism

Percentage of students who miss 10% or more of school days per year either with or without a valid excuse



Student Mobility

Percentage of students who transfer in or out of the school during the school year, not including graduates



Teacher Retention

Percentage of full time teachers who return to the same school year to year



0% 25 50 75 100%
School District State

FOR MORE INFORMATION

Visit IllinoisReportCard.com to see additional details about each item of information for this school. There you will find charts spanning multiple years, detailed explanations, resources, more of the school's programs and activities, and powerful tools that let you dig deeper into data.

Most of this data has been collected by ISBE from school districts through data systems. Some information, such as the School Highlights, is entered directly by principals and can be updated throughout the year.