



Betty Shabazz International Charter School

7823 S Ellis Ave Chicago, IL 60619 (773) 651-1221

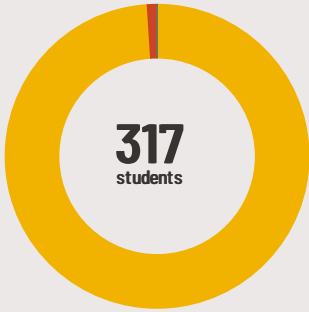
Grades: K - 8

District: Betty Shabazz International Charter School

Principal: Makita Kheperu

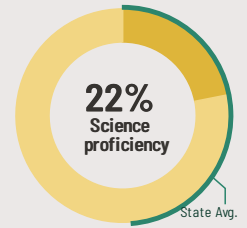
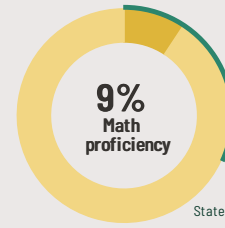
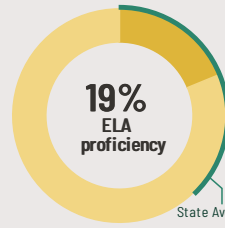
Superintendent: Makita Kheperu

Fast Facts



Student Characteristics

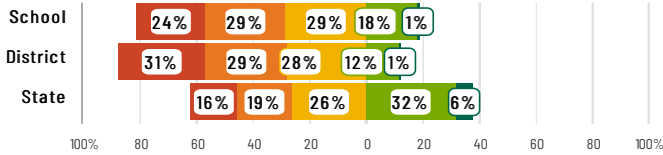
White	0%
Black	98%
Hispanic	1%
Asian	0%
American Indian	0%
Two or More Races	0%
Pacific Islander	0%
Low Income	98%
English Learners	0%
With IEPs	9%
With Disabilities	-
Homeless	5%



Academic Success

All Illinois students in grades 3-8 take the IAR assessment each year. High school students take the SAT in English Language Arts and Math.

English Language Arts



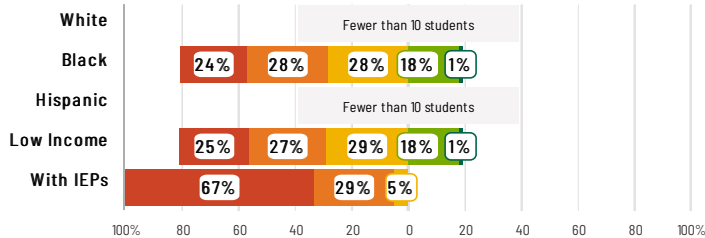
Mathematics



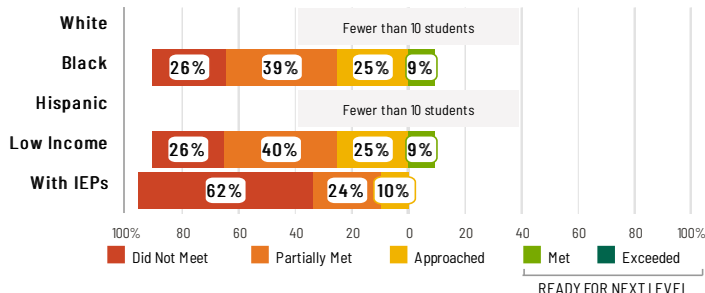
Success by Student Group

This display shows IAR ELA & Math performance levels for each student group. No data is shown for groups with fewer than 10 students.

English Language Arts



Mathematics



School Environment



The **5Essentials Survey** allows students in grades 6-12 and all teachers to share their perspectives on essential conditions for learning. The anonymous survey consists of 5 components.

- Most implementation
- More implementation
- Average implementation
- Less implementation
- Least implementation
- Not Applicable/Low Response

Response Rates

Students	100%
Teachers	74%

Average Effective Leaders

Do principals and teachers implement a shared vision for success?

Average Collaborative Teachers

Do teachers collaborate to promote professional growth?

More Ambitious Instruction

Are classes challenging and engaging?

Less Supportive Environment

Is the school safe, demanding, and supportive?

Less Involved Families

Does the entire staff build strong external relationships?

Student Attendance and Mobility

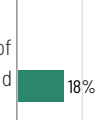
Attendance Rate

Rate at which students are present at school, not including excused or unexcused absences



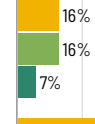
Chronic Absenteeism

Percentage of students who miss 10% or more of school days per year either with or without a valid excuse



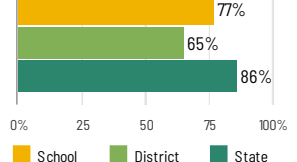
Student Mobility

Percentage of students who transfer in or out of the school during the school year, not including graduates



Teacher Retention

Percentage of full time teachers who return to the same school year to year





Betty Shabazz International Charter School

School Highlights

Academic Courses

Physical Education, Health and Wellness

Betty Shabazz International Charter School is committed to providing a school environment that promotes and protects children's health, well-being, and ability to learn by supporting healthy eating and physical activity.

Other Programs and Activities

8-9th Grade Transition Workshops, African Dance, African Drumming, After School Care, Asafo, Azures, Chess Club, Family Nights, Parent Associations, Peace Circles, Scholastic Bowl, Student Ambassadors, Tumbling, Tutoring Program

School Awards

Black Male Educator Award (Principal Mason) SY 22-23

Career Development Courses and Programs

Athletics

Boy's Basketball, Boy's Track & Field, Flag Football, Girl's Basketball, Girl's Track & Field

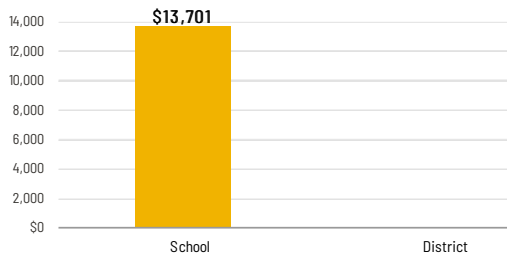
School Personnel Resources

Facilities

Betty Shabazz Academy is located in the Grand Crossing Neighborhood in Chicago. We are housed in a three-story building with a multi-use cafeteria, and Maker Space lab. There are 15 classrooms that are all equipped with 70-inch TVs.

School-Level Finance

The Every Student Succeeds Act requires LEAs to report school-level expenditure data, beginning with School Year 18-19 data. LEAs are required to report actual personnel and non-personnel expenditures of both site-specific and district centralized expenditures. Expenditures are shown at the site level and must be disaggregated by source of funds (federal vs. state/local). These data are self-reported and may differ from AFR data.



Educator Measures

This school has had **1 principal(s)** over the past 6 years. In the last three years, an average of **77% of teachers** return to this school each year.

FOR MORE INFORMATION

Visit IllinoisReportCard.com to see additional details about each item of information for this school. There you will find charts spanning multiple years, detailed explanations, resources, more of the school's programs and activities, and powerful tools that let you dig deeper into data.

Most of this data has been collected by ISBE from school districts through data systems. Some information, such as the School Highlights, is entered directly by principals and can be updated throughout the year.