



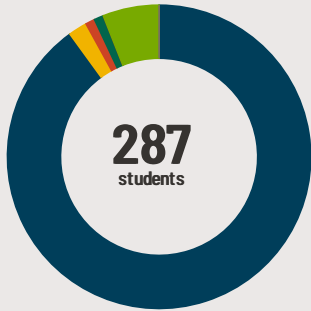
# Summersville Grade School

1118 Fairfield Rd Mount Vernon, IL 62864 (618)244-8079

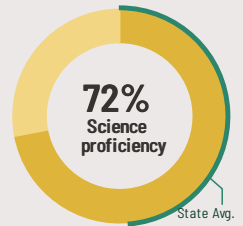
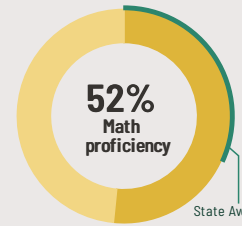
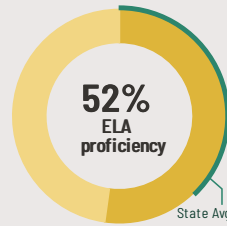
Grades: PK - 8  
District: Summersville SD 79

Principal: Mr. Mike Denault  
Superintendent: Mr. Michael Denault

## Fast Facts



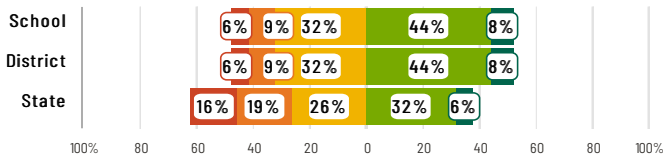
Student Characteristics	
White	90%
Black	2%
Hispanic	1%
Asian	1%
American Indian	0%
Two or More Races	6%
Pacific Islander	0%
Low Income	46%
English Learners	0%
With IEPs	15%
With Disabilities	-
Homeless	8%



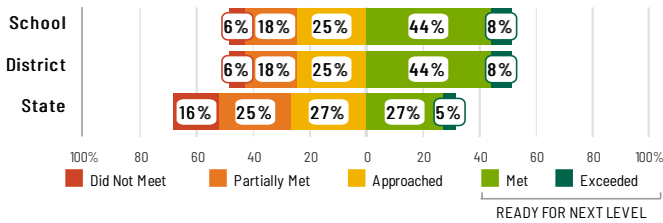
## Academic Success

All Illinois students in grades 3-8 take the IAR assessment each year. High school students take the SAT in English Language Arts and Math.

### English Language Arts



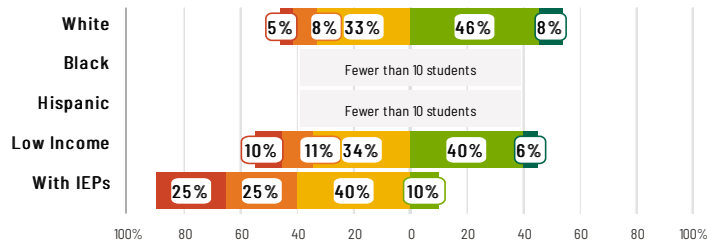
### Mathematics



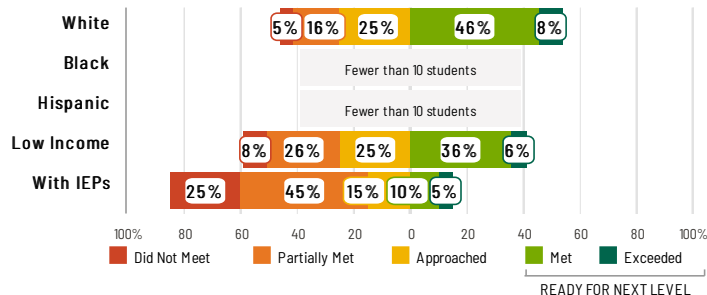
## Success by Student Group

This display shows IAR ELA & Math performance levels for each student group. No data is shown for groups with fewer than 10 students.

### English Language Arts



### Mathematics



## School Environment



The **5Essentials Survey** allows students in grades 6-12 and all teachers to share their perspectives on essential conditions for learning. The anonymous survey consists of 5 components.

- Most implementation
- More implementation
- Average implementation
- Less implementation
- Least implementation
- Not Applicable/Low Response

### Response Rates

Students	88%
Teachers	100%

### Average Effective Leaders

Do principals and teachers implement a shared vision for success?

### Average Collaborative Teachers

Do teachers collaborate to promote professional growth?

### More Ambitious Instruction

Are classes challenging and engaging?

### More Supportive Environment

Is the school safe, demanding, and supportive?

### Average Involved Families

Does the entire staff build strong external relationships?

## Student Attendance and Mobility

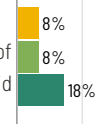
### Attendance Rate

Rate at which students are present at school, not including excused or unexcused absences



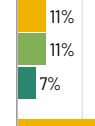
### Chronic Absenteeism

Percentage of students who miss 10% or more of school days per year either with or without a valid excuse



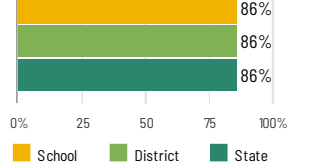
### Student Mobility

Percentage of students who transfer in or out of the school during the school year, not including graduates



### Teacher Retention

Percentage of full time teachers who return to the same school year to year





# Summersville Grade School

## School Highlights

### Academic Courses

Summersville Grade School has a long standing reputation for being one of the top elementary schools in the state. Summersville has received a summative designation of exemplary by the Illinois State Board of Education. We provide students with courses in mathematics, science, ELA, social studies, physical education, fine arts and more.

### Physical Education, Health and Wellness

Physical education is provided for all students in grades K-8. Health education is provided for all students in grades 6-8.

### Other Programs and Activities

Summersville Grade School competes in Scholastic Bowl, and Robotics. The district also hosts Student Council.

## Career Development Courses and Programs

### Athletics

Summersville competes in the Southern Illinois Junior High Athletic Association. The district has a rich tradition in all sports with competitive cheer and track having had consistent appearances in the state finals over the past several years.

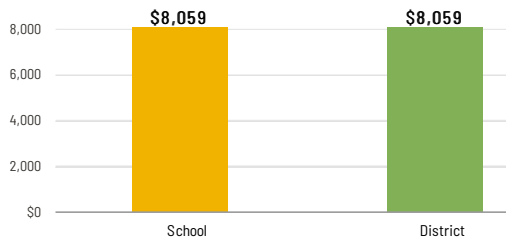
## School Personnel Resources

## School Awards

## Facilities

## School-Level Finance

The Every Student Succeeds Act requires LEAs to report school-level expenditure data, beginning with School Year 18-19 data. LEAs are required to report actual personnel and non-personnel expenditures of both site-specific and district centralized expenditures. Expenditures are shown at the site level and must be disaggregated by source of funds (federal vs. state/local). These data are self-reported and may differ from AFR data.



## Educator Measures

This school has had **2 principal(s)** over the past 6 years. In the last three years, an average of **86% of teachers** return to this school each year.

## FOR MORE INFORMATION

Visit [IllinoisReportCard.com](http://IllinoisReportCard.com) to see additional details about each item of information for this school. There you will find charts spanning multiple years, detailed explanations, resources, more of the school's programs and activities, and powerful tools that let you dig deeper into data.

Most of this data has been collected by ISBE from school districts through data systems. Some information, such as the School Highlights, is entered directly by principals and can be updated throughout the year.