



### Chadwick-Milledgeville Jr/Sr High School

100 E 8th St Milledgeville, IL 61051 (815) 225-7141

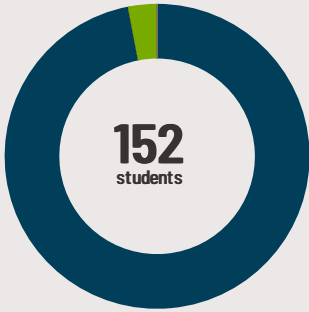
Grades: 9 - 12

District: Chadwick-Milledgeville CUSD 399

Principal: Mr. Brian Maloy

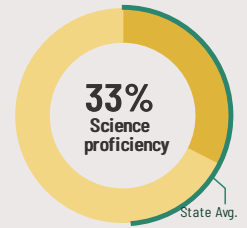
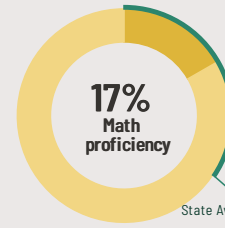
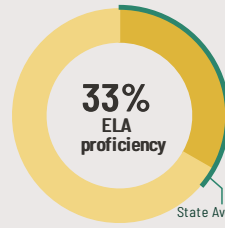
Superintendent: Mr. Timothy Schurman

#### Fast Facts



#### Student Characteristics

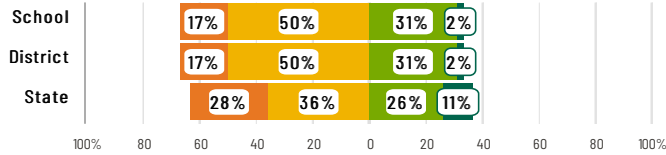
White	97%
Black	0%
Hispanic	0%
Asian	0%
American Indian	0%
Two or More Races	3%
Pacific Islander	0%
Low Income	22%
English Learners	0%
With IEPs	11%
With Disabilities	-
Homeless	0%



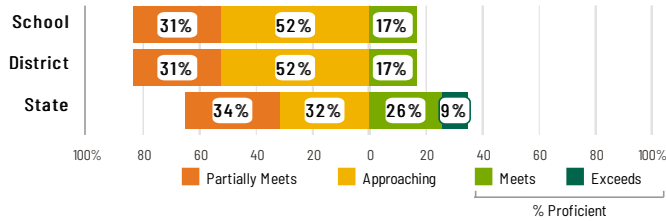
#### Academic Success

High school students take the SAT in English Language Arts and Math. The display shows SAT ELA & Math results in four performance levels.

##### English Language Arts



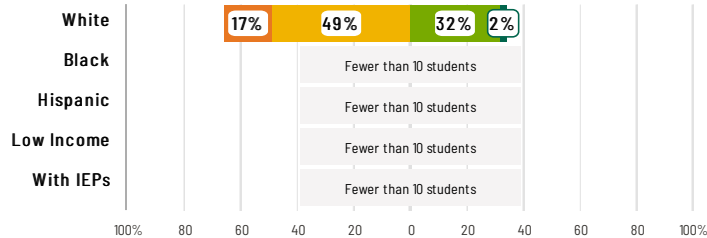
##### Mathematics



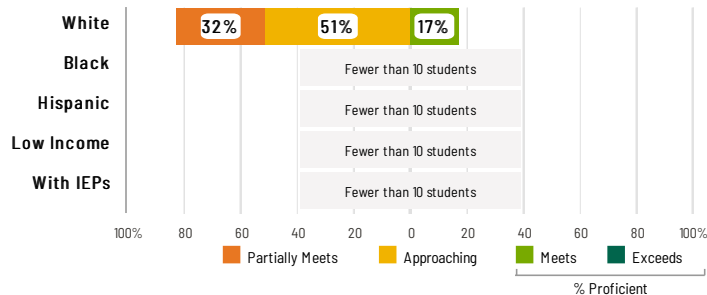
#### Success by Student Group

This display shows SAT ELA & Math performance levels for each student group. No data is shown for groups with fewer than 10 students.

##### English Language Arts



##### Mathematics



#### School Environment



The 5Essentials Survey allows students in grades 6-12 and all teachers to share their perspectives on essential conditions for learning. The anonymous survey consists of 5 components.

- Most implementation
- More implementation
- Average implementation
- Less implementation
- Least implementation
- Not Applicable/Low Response

#### Response Rates

Students	97%
Teachers	94%

##### Average Effective Leaders

Do principals and teachers implement a shared vision for success?

##### Average Collaborative Teachers

Do teachers collaborate to promote professional growth?

##### Average Ambitious Instruction

Are classes challenging and engaging?

##### More Supportive Environment

Is the school safe, demanding, and supportive?

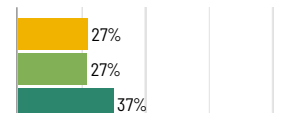
##### Average Involved Families

Does the entire staff build strong external relationships?

#### College Readiness

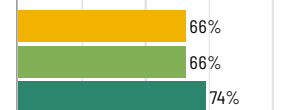
##### Early College Coursework

Students taking early college coursework in grades 10, 11, and 12



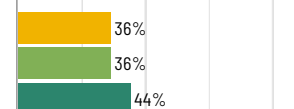
##### Postsecondary Enrollment

Students who enroll at colleges and universities



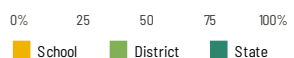
##### Community College Remediation (lower is better)

Students enrolled in Illinois community colleges who require remedial coursework



##### Graduation Rate

Percentage of students who graduated within 4 years





## Chadwick-Milledgeville Jr/Sr High School

### School Highlights

#### Academic Courses

Milledgeville High School fosters a rich and engaging learning environment. Our vision is: The Milledgeville Missile standard is to produce graduates that are respectful, collaborative, professional and 21st century thinkers that strive to be informed members of society who are prepared for college and career.

#### Physical Education, Health and Wellness

Health Education Courses, Weight Lifting/Toning

#### Other Programs and Activities

Art Club, Chess Club, Drama/Theatre, Marching Band, Music Club, National Honor Society, SADD, Scholastic Bowl, Science Club, Student Council/Government, Yearbook Club

#### School Awards

IHSA Softball State 3rd Place 2012, IHSA Softball State Champions 2013

#### Career Development Courses and Programs

Milledgeville High School places a high priority on preparing students for a career in a 21st Century economy. In addition to career oriented curriculum on campus, our students have the opportunity to attend classes at the Whiteside Area Career Center.

#### Athletics

Milledgeville High School offers a wide range of athletic opportunities for our students. The community takes pride in school athletics in which we strive to teach student athletes positive completion and sportsmanship.

#### School Personnel Resources

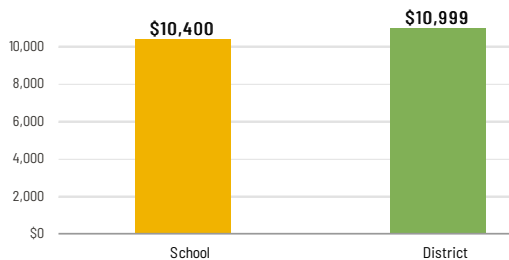
Area Career Center/EFE Director, General Administrator or General Supervi, Librarian/Media Specialist, Paraprofessional, School Guidance Counselor, Special Education Teacher

#### Facilities

Milledgeville High School recently underwent a renovation that placed new tile in all the hallways, remodeled restrooms, and a brand new science lab.

### School-Level Finance

The Every Student Succeeds Act requires LEAs to report school-level expenditure data, beginning with School Year 18-19 data. LEAs are required to report actual personnel and non-personnel expenditures of both site-specific and district centralized expenditures. Expenditures are shown at the site level and must be disaggregated by source of funds (federal vs. state/local). These data are self-reported and may differ from AFR data.



### Educator Measures

This school has had **2 principal(s)** over the past 6 years. In the last three years, an average of **83% of teachers** return to this school each year.

### Student Attendance and Mobility

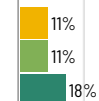
#### Attendance Rate

Rate at which students are present at school, not including excused or unexcused absences



#### Chronic Absenteeism

Percentage of students who miss 10% or more of school days per year either with or without a valid excuse



#### Student Mobility

Percentage of students who transfer in or out of the school during the school year, not including graduates



#### Teacher Retention

Percentage of full time teachers who return to the same school year to year



0% 25 50 75 100%  
School District State

### FOR MORE INFORMATION

Visit [IllinoisReportCard.com](http://IllinoisReportCard.com) to see additional details about each item of information for this school. There you will find charts spanning multiple years, detailed explanations, resources, more of the school's programs and activities, and powerful tools that let you dig deeper into data.

Most of this data has been collected by ISBE from school districts through data systems. Some information, such as the School Highlights, is entered directly by principals and can be updated throughout the year.