



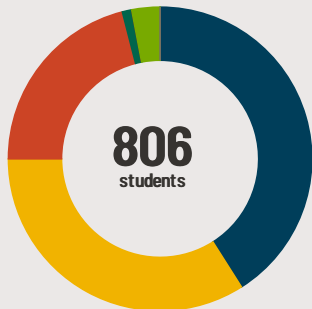
Evergreen Park High School

9901 S Kedzie Ave Evergreen Park, IL 60805 (708) 424-7400

Grades: 9 - 12
District: Evergreen Park CHSD 231

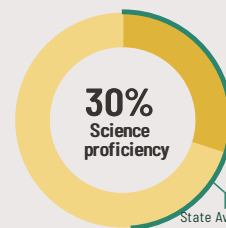
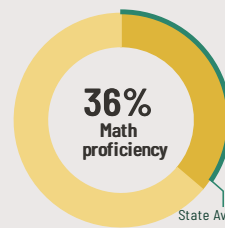
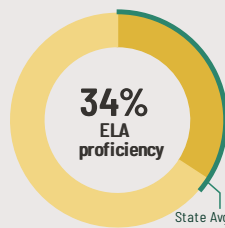
Principal: Mr. William Sanderson
Superintendent: Mr. Tom O'Malley

Fast Facts



Student Characteristics

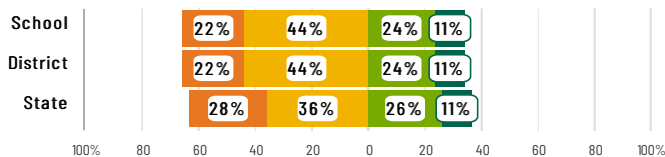
White	41%
Black	34%
Hispanic	21%
Asian	1%
American Indian	0%
Two or More Races	3%
Pacific Islander	0%
Low Income	32%
English Learners	2%
With IEPs	13%
With Disabilities	-
Homeless	1%



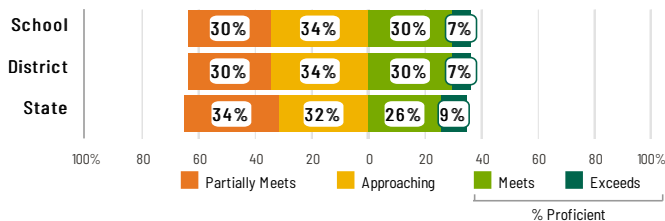
Academic Success

High school students take the SAT in English Language Arts and Math. The display shows SAT ELA & Math results in four performance levels.

English Language Arts



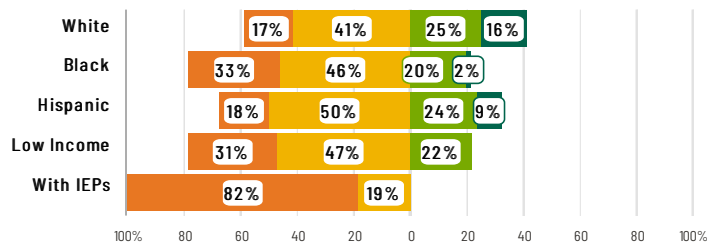
Mathematics



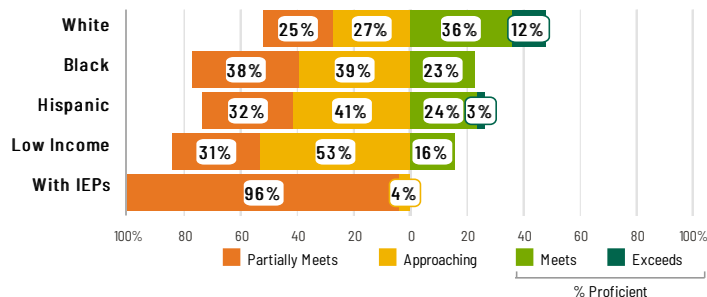
Success by Student Group

This display shows SAT ELA & Math performance levels for each student group. No data is shown for groups with fewer than 10 students.

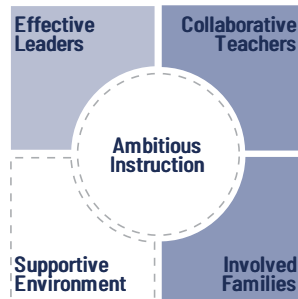
English Language Arts



Mathematics



School Environment



The **5Essentials Survey** allows students in grades 6-12 and all teachers to share their perspectives on essential conditions for learning. The anonymous survey consists of 5 components.

- Most implementation
- More implementation
- Average implementation
- Less implementation
- Least implementation
- Not Applicable/Low Response

Response Rates

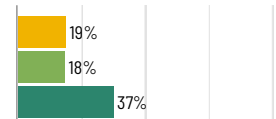
Students	24%
Teachers	92%

- Less** Effective Leaders
Do principals and teachers implement a shared vision for success?
- Average** Collaborative Teachers
Do teachers collaborate to promote professional growth?
- Ambitious Instruction
Are classes challenging and engaging?
- Supportive Environment
Is the school safe, demanding, and supportive?
- Average** Involved Families
Does the entire staff build strong external relationships?

College Readiness

Early College Coursework

Students taking early college coursework in grades 10, 11, and 12



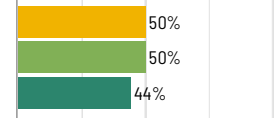
Postsecondary Enrollment

Students who enroll at colleges and universities



Community College Remediation (lower is better)

Students enrolled in Illinois community colleges who require remedial coursework



Graduation Rate

Percentage of students who graduated within 4 years



0% 25 50 75 100%
School District State



Evergreen Park High School

School Highlights

Academic Courses

At Evergreen Park Community High School we provide a curriculum meant both to enlighten and to challenge-an educational foundation that offers each student the opportunity to reach his or her full academic potential. Our students are on a 4x4 block schedule which allows teachers to use a variety of instructional strategies. We offer a variety of

Physical Education, Health and Wellness

AT EPCHS, all freshman take Health and all sophomores take Drivers Education. Juniors and Seniors can take general PE or opt to take Strength and Conditioning or Fit for Life Fitness.

Other Programs and Activities

Mustang Idea Period: Our students who were not successful the previous year and failed a course are placed on Edgenuity, which we use as our on-line Credit Recovery Program.

School Awards

In 2019, we were recognized by U.S. News and World Reports top school in Illinois. We received a Commended rating status on our School Report Card.

Career Development Courses and Programs

Both our business and industrial technology departments offer a variety of courses which help to prepare students for post-secondary study or employment. The business department offers dual-credit options for Accounting and Computer Concepts. Industry certifications are also a priority. Students can earn OSHA Certification.

Athletics

The 2019-20 school year was full of Athletic success! Cross Country Danny Farritor 5th Place Regionals Ariana Martinez State Qualifier Golf Regionals 2nd Place team Sectionals 12th Place team Conference 1st Place team Swim Girls Sectionals 10th Place team Bowling Boys Charlie Novak Sectional Qualifier Connor Pula Sectional Qualifier, State Qualifie

School Personnel Resources

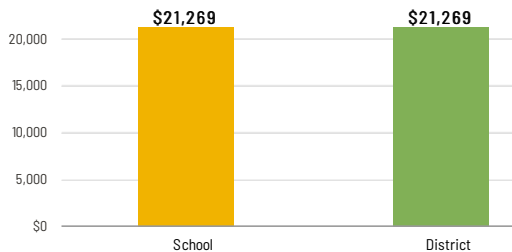
Activities Director, Assistant Principal, Athletic Director, CTE Supervisor, Curriculum Specialist, Department Chair, Director of Special Education, English as a Second Language Teacher, General Administrator or General Supervi, Librarian/Media Specialist, Paraprofessional, Principal, Reading Specialist, Reading Teacher, School Guidance Counselor, School Nurse, School Psychologist, School Social Worker, Special

Facilities

Evergreen Park High School has exponentially improved our educational facility by building a state-of-the-art science department, High Quality theater with the latest advances in sound and lighting, state-of-the-art cafeteria and a turf field for physical education, sports and band and a new Fitness Center. In 2019, we renovated our LRC which inc

School-Level Finance

The Every Student Succeeds Act requires LEAs to report school-level expenditure data, beginning with School Year 18-19 data. LEAs are required to report actual personnel and non-personnel expenditures of both site-specific and district centralized expenditures. Expenditures are shown at the site level and must be disaggregated by source of funds (federal vs. state/local). These data are self-reported and may differ from AFR data.



Educator Measures

This school has had **1 principal(s)** over the past 6 years. In the last three years, an average of **90% of teachers** return to this school each year.

Student Attendance and Mobility

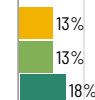
Attendance Rate

Rate at which students are present at school, not including excused or unexcused absences



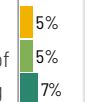
Chronic Absenteeism

Percentage of students who miss 10% or more of school days per year either with or without a valid excuse



Student Mobility

Percentage of students who transfer in or out of the school during the school year, not including graduates



Teacher Retention

Percentage of full time teachers who return to the same school year to year



0% 25 50 75 100%
School District State

FOR MORE INFORMATION

Visit IllinoisReportCard.com to see additional details about each item of information for this school. There you will find charts spanning multiple years, detailed explanations, resources, more of the school's programs and activities, and powerful tools that let you dig deeper into data.

Most of this data has been collected by ISBE from school districts through data systems. Some information, such as the School Highlights, is entered directly by principals and can be updated throughout the year.