



Century Junior High School

10801 W 159th St Orland Park, IL 60467 (708) 364-3506

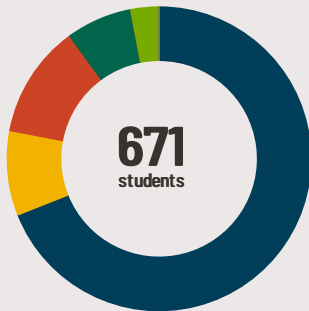
Grades: 6 - 8

District: Orland SD 135

Principal: Dr. Brian Horn

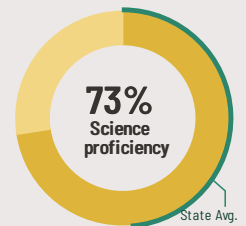
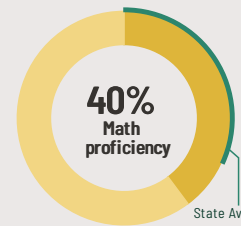
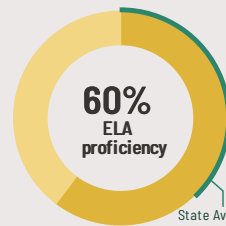
Superintendent: Mr. John Bryk

Fast Facts



Student Characteristics

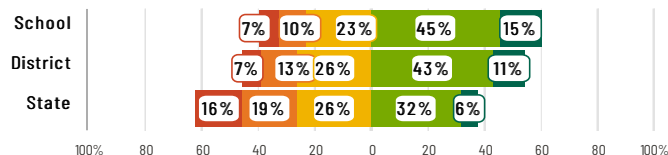
White	69%
Black	9%
Hispanic	12%
Asian	7%
American Indian	0%
Two or More Races	3%
Pacific Islander	0%
Low Income	13%
English Learners	3%
With IEPs	15%
With Disabilities	-
Homeless	0%



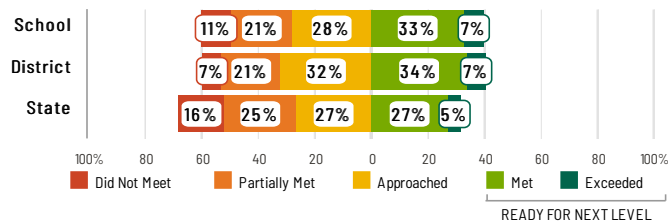
Academic Success

All Illinois students in grades 3-8 take the IAR assessment each year. High school students take the SAT in English Language Arts and Math.

English Language Arts



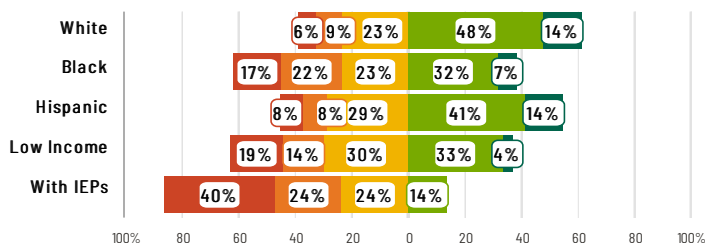
Mathematics



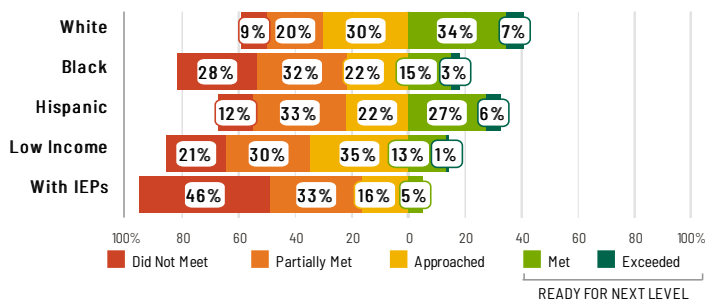
Success by Student Group

This display shows IAR ELA & Math performance levels for each student group. No data is shown for groups with fewer than 10 students.

English Language Arts



Mathematics



School Environment



The **5Essentials Survey** allows students in grades 6-12 and all teachers to share their perspectives on essential conditions for learning. The anonymous survey consists of 5 components.

- Most implementation
- More implementation
- Average implementation
- Less implementation
- Least implementation
- Not Applicable/Low Response

Response Rates

Students	95%
Teachers	74%

More

Effective Leaders

Do principals and teachers implement a shared vision for success?

Most

Collaborative Teachers

Do teachers collaborate to promote professional growth?

Most

Ambitious Instruction

Are classes challenging and engaging?

Most

Supportive Environment

Is the school safe, demanding, and supportive?

Most

Involved Families

Does the entire staff build strong external relationships?

Student Attendance and Mobility

Attendance Rate

Rate at which students are present at school, not including excused or unexcused absences

Chronic Absenteeism

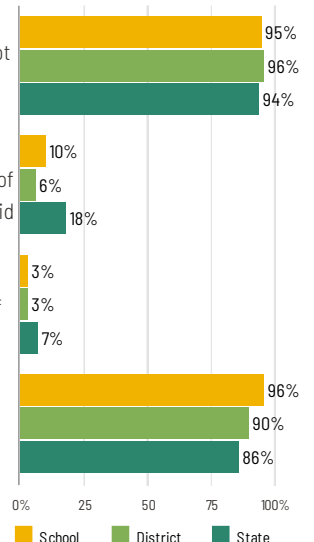
Percentage of students who miss 10% or more of school days per year either with or without a valid excuse

Student Mobility

Percentage of students who transfer in or out of the school during the school year, not including graduates

Teacher Retention

Percentage of full time teachers who return to the same school year to year





Century Junior High School

School Highlights

Academic Courses

Band, Choir, Dance, German I, Orchestra, Painting, Spanish I

Career Development Courses and Programs

Career Day

Physical Education, Heath and Wellness

CPR Friends and Family, Health Education Courses, Heart Rate Monitors, Nutrition, Weight Lifting/Toning

Athletics

Boy's Basketball, Boy's Cross Country, Boys Softball, Boy's Track & Field, Boy's Volleyball, Girl's Basketball, Girl's Cross Country, Girl's Softball, Girl's Track & Field, Girl's Volleyball

Other Programs and Activities

8-9th Grade Transition Workshops, Art Club, Auditorium Tech Crew, Career Education Events, Chess Club, Conflict Resolution, DARE program, Drama/Theatre, Early Act Rotary Club, Ethnic Club, Family Nights, Forensics/Speech Teams, Friendship Connection, Garden Club, Health Club, Homework Club, Learning Lab, Marching Band, Math Club, Mentoring Program, Music Club, Neighborhood Association Partnership,

School Personnel Resources

English as a Second Language Teacher, Librarian/Media Specialist, Paraprofessional, Reading Teacher, School Nurse, School Psychologist, School Social Worker, Special Education Teacher, Speech Language Pathologist-non teaching, Speech/Language Paraprofessional, Technology Specialist

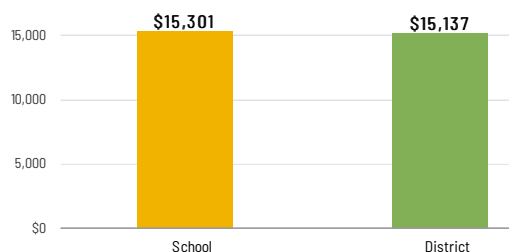
School Awards

ABCDE Award, American Cancer Society, Apple Distinguished School 2018-2021, Boys Basketball 1st Place SWIC, Boys Volleyball 1st Place SWIC, Community Food Drive, Community Gift Drive, Declamation, Girls Basketball 1st Place SWIC, Girls Volleyball 1st Place SWIC, Golden Apple Leader of Distinction (Principal), IMEA Organizational Contest, IMEA Solo & Ensemble Contest, JDRF, Make a Wish Foundation, Mathletes /

Facilities

School-Level Finance

The Every Student Succeeds Act requires LEAs to report school-level expenditure data, beginning with School Year 18-19 data. LEAs are required to report actual personnel and non-personnel expenditures of both site-specific and district centralized expenditures. Expenditures are shown at the site level and must be disaggregated by source of funds (federal vs. state/local). These data are self-reported and may differ from AFR data.



Educator Measures

This school has had **1 principal(s)** over the past 6 years. In the last three years, an average of **96% of teachers** return to this school each year.

FOR MORE INFORMATION

Visit IllinoisReportCard.com to see additional details about each item of information for this school. There you will find charts spanning multiple years, detailed explanations, resources, more of the school's programs and activities, and powerful tools that let you dig deeper into data.

Most of this data has been collected by ISBE from school districts through data systems. Some information, such as the School Highlights, is entered directly by principals and can be updated throughout the year.