



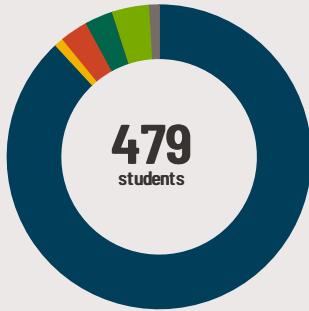
The Joseph Sears School

542 Abbotsford Rd Kenilworth, IL 60043 (847) 853-3803

Grades: PK - 8
District: Kenilworth SD 38

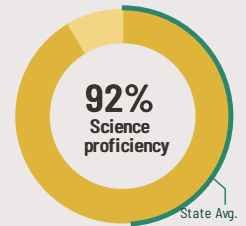
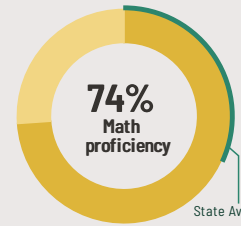
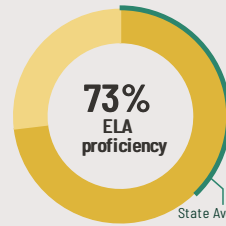
Principal: Dr. Stephanie Helfand
Superintendent: Dr. Kate Donegan

Fast Facts



Student Characteristics

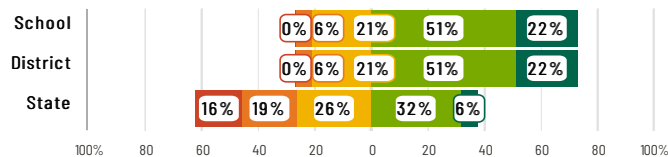
White	89%
Black	1%
Hispanic	3%
Asian	3%
American Indian	0%
Two or More Races	4%
Pacific Islander	1%
Low Income	0%
English Learners	3%
With IEPs	14%
With Disabilities	-
Homeless	0%



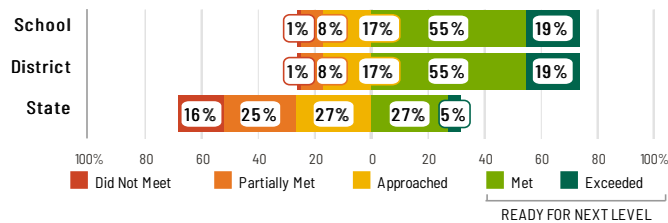
Academic Success

All Illinois students in grades 3-8 take the IAR assessment each year. High school students take the SAT in English Language Arts and Math.

English Language Arts



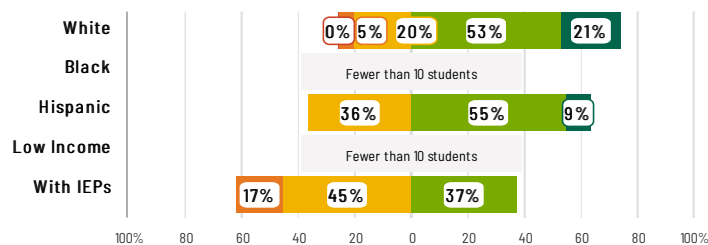
Mathematics



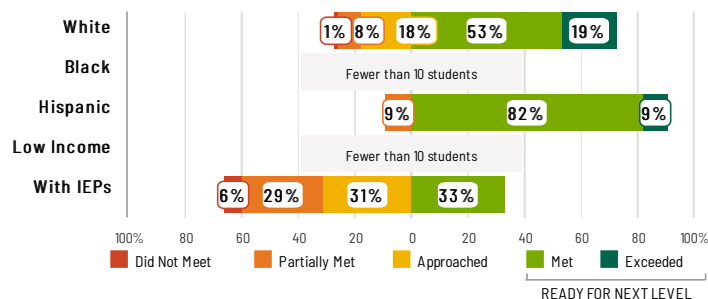
Success by Student Group

This display shows IAR ELA & Math performance levels for each student group. No data is shown for groups with fewer than 10 students.

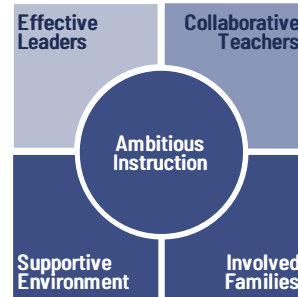
English Language Arts



Mathematics



School Environment



The **5Essentials Survey** allows students in grades 6-12 and all teachers to share their perspectives on essential conditions for learning. The anonymous survey consists of 5 components.

- Most implementation
- More implementation
- Average implementation
- Less implementation
- Least implementation
- Not Applicable/Low Response

Response Rates

Students	95%
Teachers	67%

Effective Leaders

Do principals and teachers implement a shared vision for success?

Collaborative Teachers

Do teachers collaborate to promote professional growth?

Ambitious Instruction

Are classes challenging and engaging?

Supportive Environment

Is the school safe, demanding, and supportive?

Involved Families

Does the entire staff build strong external relationships?

Student Attendance and Mobility

Attendance Rate

Rate at which students are present at school, not including excused or unexcused absences

Chronic Absenteeism

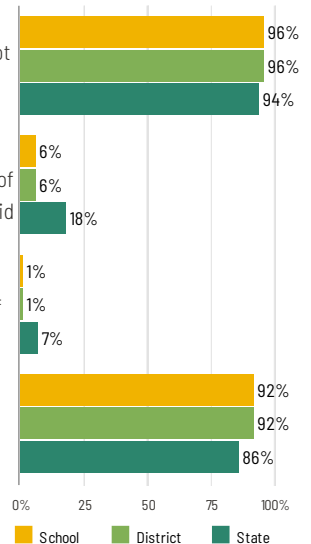
Percentage of students who miss 10% or more of school days per year either with or without a valid excuse

Student Mobility

Percentage of students who transfer in or out of the school during the school year, not including graduates

Teacher Retention

Percentage of full time teachers who return to the same school year to year





The Joseph Sears School

School Highlights

Academic Courses

The Joseph Sears School is committed to achieving the four tenets of our Portrait of a Sears Graduate for all students: Fearless Learner, Creative Thinker, Compassionate Citizen, and Courageous Advocate. We provide a student-centered education rooted in best practices and quality learning experiences to drive academic achievement for all.

Physical Education, Health and Wellness

Physical Education empowers students to show their full potential across the cognitive, psychomotor, and affective domains. Through a hands-on, collaborative, and fun Physical Education and Health program, all student achieve their individual goals.

Other Programs and Activities

In partnership with the Kenilworth Park District, we offer a variety of before, during, and after school programming options for our students. These program offerings include options for all ages and interests and are tied directly to our mission and vision.

School Awards

2020 Green Ribbon Award from the U.S. Department of Education, a testament to the district's commitment to environmental stewardship, sustainability, and eco-conscious education. 2022 and 2023 Tree Campus K-12 engages students in nature. This recognition provides access to resources and a framework for using trees as a learning tool.

Career Development Courses and Programs

Athletics

Our athletic offerings prepare students to excel in competitive Township leagues. Athletics are offered through the school and in partnership with New Trier Township and the Kenilworth Park District.

School Personnel Resources

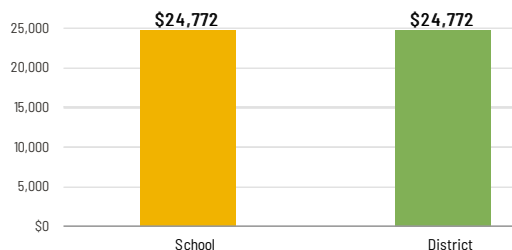
English as a Second Language Teacher, Librarian/Media Specialist, Math Specialist, Outdoor Garden Coordinator, Paraprofessional, Pre-Kindergarten Teacher, Reading Specialist, School Nurse, School Psychologist, School Social Worker, Special Education Teacher, Speech Language Pathology Teacher, State-Approved Director of Special Educa, Student Dean, Technology Specialist

Facilities

Art, Auditorium, Band, Green Roof, Green Wall, Gymnasium, Industrial Arts, Kitchen/Cooking, learning center, Learning Stairs, Maker's Space, Multi-Purpose Room, Orchestra, Outdoor Garden, Science and STEM Labs

School-Level Finance

The Every Student Succeeds Act requires LEAs to report school-level expenditure data, beginning with School Year 18-19 data. LEAs are required to report actual personnel and non-personnel expenditures of both site-specific and district centralized expenditures. Expenditures are shown at the site level and must be disaggregated by source of funds (federal vs. state/local). These data are self-reported and may differ from AFR data.



Educator Measures

This school has had **3 principal(s)** over the past 6 years. In the last three years, an average of **92% of teachers** return to this school each year.

FOR MORE INFORMATION

Visit IllinoisReportCard.com to see additional details about each item of information for this school. There you will find charts spanning multiple years, detailed explanations, resources, more of the school's programs and activities, and powerful tools that let you dig deeper into data.

Most of this data has been collected by ISBE from school districts through data systems. Some information, such as the School Highlights, is entered directly by principals and can be updated throughout the year.